

A-B-C Searching

*** DID YOU KNOW ...**

One way to find things online is to use a “search engine,” such as Google, which lets you look all over the Internet for things you want to know more about. The first search engine was called Archie!

Word Search

e	l	u	s	p	a	c	t
e	s	e	p	p	r	e	h
m	e	h	r	e	n	a	s
a	e	e	a	r	c	a	i
i	r	e	e	e	t	a	l
l	h	t	r	i	a	r	b
h	n	r	m	e	a	r	u
i	s	e	a	r	c	h	p

publish internet search email time capsule

*** WHAT DO YOU THINK?**

Can the Internet help you find information?

1. Family Activity

Choose a favorite animal you would like to learn more about. You can use the alphabet to search for more information about that animal online. First, draw a picture of the animal and write the letter the animal starts with (for example, Z for zebra).

*** DO YOU REMEMBER ...**

How you can use the alphabet to find things online?

2. Tech It Up!

With a family member, use an online picture dictionary such as the Photographic Dictionary (<https://photographicdictionary.com/> letter) to search by letter for more information about your animal!

3. Common Sense Says ...

There are lots of ways to search for information on the Internet, and some of them are designed especially for kids. “Directory sites” let you search for information by looking up the first letter of a word. For example, information about “dogs” would be listed under D.



Going Places Safely

* DID YOU KNOW ...

"www" stands for "World Wide Web." The World Wide Web was invented more than 25 years ago!

With a parent or family member, use an online picture dictionary such as the Photographic Dictionary (<http://photographicdictionary.com/animals>) to search by letter for more information about your animal!

* WHAT DO YOU THINK?

What rules should kids follow when they want to visit a new place online?

*** DO YOU REMEMBER ...**
How you can stay safe when you explore new places on the computer?

1. Family Activity

There are so many exciting places to go online! You can visit faraway spots, explore a zoo, or even travel to outer space!

Draw a picture of one place you would like to visit through the Internet. At the bottom of your picture, have a parent help you write the three safety rules for going places online.

2. Tech It Up!

With a family member, use the Internet to visit the place that you drew.

3. Common Sense Says ...

Remember the three safety rules about going places online:

- 1). Always ask your parent (or teacher) first.
- 2). Only talk to people you know.
- 3). Stick to places that are just right for you.

Keep It Private

*** DID YOU KNOW ...**

Privacy matters to everyone! In Spanish, the word "privado" means private.

Match the words to their definitions

Internet	something that you should keep to yourself, or share only with people you trust
credit	a piece of work that is new and created firsthand
private	an electronic system that connects billions of people using computers, phones, or other devices, and allows them to communicate with one another
original	public acknowledgement or praise given to a person

*** WHAT DO YOU THINK?**

When might you be asked to give out private information on the computer?

*** DO YOU REMEMBER ...**

What kinds of information you should keep to yourself when you use the Internet?

1. Family Activity

Help a parent come up with a safe username to use on the Internet! To help your parent pick a username, find out:

- 1) his or her favorite pet or animal,
- 2) a favorite TV show, book or movie, and 3) his or her favorite numbers. Use the information to make a username and then double check that you followed all the "Common Sense" rules so that the username is safe and secure.

2. Tech It Up!

With a parent or family member, visit a website such as Eekoworld (<http://pbskids.org/eekoworld>) and sign up using a secure username that you pick together. (Note: On Eekoworld, the sign-up button is in the upper left corner if you're staring at your computer screen!) Adults: You can use any site that you want for this activity, but we recommend sticking to a non-commercial website.

3. Common Sense Says ...

Many websites require you to create a username. A username is like a code name that you give yourself when you're using the Internet. Never include any private information in your username, such as your real name, age, birthday, the name of your school or hometown, or parts of your address or phone number.



My Creative Work

*** DID YOU KNOW ...**

A “signature” is one way to tell who created a work. A signature is a special way of writing your name.

Unjumble to find the hidden words

1. onnie _____

2. eamil _____

3. dnrotaiocy _____

4. cridet _____

5. oignrial _____

6. plbsuih _____

*** WHAT DO YOU THINK?**

Why is it important to give yourself credit on your artwork?

1. Family Activity

Find a favorite book in your house and work together with a family member to find out how it’s credited. Can you identify:

- 1). the title, 2). the author, and 3). the illustrator of the cover?
- Hunt together for the copyright date, which always appears on the title page with the symbol ©.

*** DO YOU REMEMBER ...**
How you can give credit to your creative work?

2. Tech It Up!

See if you can find the book online and locate the same information in the digital version! (Sites such as Amazon.com or BarnesandNoble.com often allow you to see the first pages of the books they sell.)

3. Common Sense Says ...

Take credit for your own work (by signing it with your name) and make sure to give others credit for their work! In giving themselves credit, artists can show that they’re proud of their work. Also, others can learn more about the artist (by searching online!), share their work, or cite the work later on.

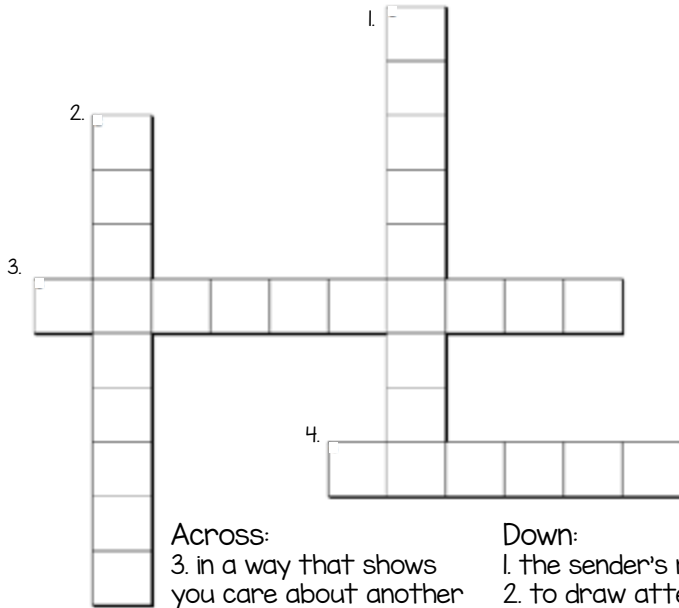


Sending Email

*** DID YOU KNOW ...**

204,000,000 emails are sent every minute of the day!

Crossword puzzle



Across:

- 3. in a way that shows you care about another person's feelings
- 4. safe and protected

Down:

- 1. the sender's name
- 2. to draw attention to something that is for sale, and try to get people to buy it

*** WHAT DO YOU THINK?**

What happens when you send an email?

1. Family Activity

The Internet can connect people everywhere. With a family member, think of someone who lives far away, and come up with an email you might want to send to that person. When you write or type out your message, make sure that you have the recipient (the person to whom you want to send it), the sender of the email (you!), and the subject of the email (the subject of the email goes at the top and tells the person who receives the email what it's about. For example, if you're sending an email about your vacation this weekend, the subject might be "Our Vacation").

*** DO YOU REMEMBER ...**
How you can send messages to people through the Internet?

2. Tech It Up!

With a family member's help, use the Internet to send your email. Don't forget to type in the email address and subject, and be sure to sign the email so the recipient knows who it's from!

3. Common Sense Says ...

Email is a way to send messages through the Internet. Just like when you talk to people or share messages offline, you should be careful about talking to strangers online. Only use email to write to people you already know, and always make sure you have a parent's (or teacher's) permission!



Follow the Digital Trail



*** DID YOU KNOW ...**

Scientists who study animal trails and footprints are called ichnologists!

Word Search

s	a	f	e	i	t	t
e	n	i	l	n	o	c
e	l	e	e	k	l	e
e	i	e	o	i	a	j
i	n	t	a	a	a	b
e	k	r	e	a	a	u
e	t	s	l	r	l	s

safe trail link subject online

*** WHAT DO YOU THINK?**

Can you put interesting and funny information online and still be appropriate?

1. Family Activity

*** DO YOU REMEMBER ...**
What it means to have a "digital footprint"?

Think together about three things that are OK to reveal on the Internet and three things that are not OK to reveal. Trace each of your feet on a piece of paper (one piece of paper for each foot). Write the things that are OKAY to reveal in one footprint and the things that are NOT OKAY to reveal in the other footprint. Then, tear up the page with the unacceptable things to remind yourself that those are not pieces of information you want saved as part of your digital footprint!

2. Tech It Up!

Together, use the Internet to find information about a favorite animal's footprints. Are they larger or smaller than yours? Remember that a footprint leaves an impression after the animal has walked away -- just like your digital footprint leaves a trail of everything you do online.

3. Common Sense Says ...

Some information is not appropriate to post on the Internet! Your interests, hobbies, and first name are examples of APPROPRIATE information. Your full name, address, and hurtful information about other are examples of INAPPROPRIATE information.



Screen Out the Mean

*** DID YOU KNOW ...**

Being nice to other people not only makes them feel happy, but it makes you happier too!

Match the words to their definitions

caution	the words you use to search for information about a topic
digital footprint	the information about you on the Internet
cyberbullying	to be careful
keywords	doing something on the Internet, usually again and again, to make another person feel angry, sad, or scared

*** WHAT DO YOU THINK?**

What is the most important thing to do if someone starts cyberbullying you?

*** DO YOU REMEMBER ...**

What you can do when someone is mean to you online?

1. Family Activity

With a parent or family member, read the following two dilemmas. First, think together about how the kids in the stories might feel when this happens. Then, use the S-T-O-P rules to describe how they should respond. --> Kyle keeps getting IMs from someone saying means things about him. The person who is sending the messages doesn't use a real name, but Kyle can tell the messages are coming from someone who also makes fun of him at school in gym class. --> Sasha is a new girl at school, and she's making a lot of friends. Then Sasha finds out that another girl sent around an email that had a picture of a cow with Sasha's name on it.

2. Tech It Up!

On YouTube, watch Sesame Street's "Because We're Friends" song (<https://www.youtube.com/watch?v=SAjXikmipv4>). What do the Muppets in the video do because they're friends? What do you think friends should do if another friend is being cyberbullied?

3. Common Sense Says ...


If someone is cyberbullying you, remember the S-T-O-P rules!
 S: Stop using the computer until it's safe.
 T: Tell an adult you trust.
 O: Go Online only when a trusted adult says it's OK
 P: Play online only with kids who are nice.



*** DID YOU KNOW ...**

The first video shared on YouTube was called "Me at the zoo." It was filmed at the San Diego Zoo.

Crossword puzzle



Down:
 1. to look for information on the Internet
 2. the words you use to search for information about a topic

Across:
 3. there forever
 4. free from danger or harm

*** WHAT DO YOU THINK?**

What are some things that make a site good for you?

*** DO YOU REMEMBER ...**

How you can tell if a website is right for you?

1. Family Activity

Think of your favorite website or place you've visited online. Draw a picture that shows what you like about the website. When you're done, share your picture with a family member.

2. Tech It Up!

[Print a small/modified version of the Rate My Site Handout on the family activity sheet]. Work with a parent or other family member to visit and rate two websites you've never visited before. One website should be chosen by you; the other should be chosen by your family member. How do your ratings compare?

3. Common Sense Says ...

Just as we all have different interests, we all have different websites we like to explore and visit! As you explore websites you like, remember: If you think a website might not be meant for kids, go find an adult to help you!



Staying Safe Online

*** DID YOU KNOW ...**

Just because it's online doesn't mean it's true! Sometimes people make mistakes, are joking, or are not honest when they write something online.

Trace each word

caution

permanent

keywords

*** WHAT DO YOU THINK?**

How is staying safe in your neighborhood similar to staying safe online?

*** DO YOU REMEMBER ...**

How to make sure you stay safe when you visit websites?

1. Family Activity

Create a website traffic-light poster. On a large sheet of paper, draw an outline of a traffic light with red, yellow, and green lights. Have a family member help you write tips next to each light to explain how you can spot a red, yellow, or green website. Think together of three "green" websites that are safe for kids to visit.

2. Tech It Up!

Together, go online and visit the green websites you identified! Consider bookmarking the pages so you can easily find them later.

3. Common Sense Says ...

Stick to green websites!

A green website is GOOD. A green website: Is good for kids your age to visit. Is fun, with things for you to do and see. Has appropriate words. Doesn't let you talk to people you don't know.

A yellow website means CAUTION, and you should check with an adult. A yellow website: Is one you're not sure is right for you. Asks for information such as who you are, where you live, and so on. Is a place where you are allowed to communicate freely with others.

A red website means STOP. Try to avoid red websites. A red website is: A site that is not right for you. A place you might have gone to by accident. Filled with things that are for older kids or adults.



Using Keywords

*** DID YOU KNOW ...**

When people say, "It's like looking for a needle in a haystack," they mean that whatever they're looking for is going to be very hard to find! Keywords are special tools to help you find what you're looking for online.

Unjumble to find the hidden words

1. rghit _____

2. scerah _____

3. sfae _____

4. kroywdes _____

5. sebjcut _____

6. Inik _____

*** WHAT DO YOU THINK?**

Why is it important to choose the right keywords?



*** DO YOU REMEMBER ...**
 What keywords are and how you can choose them and use them?

1. Family Activity

Choose a favorite food. Draw a picture of that food on a sheet of paper and write the name of the food at the top. With a family member, think together of something you would like to know about that food. For example, what is the most popular ice cream flavor? Or, where does pizza come from? Together, write down your question and come up with keywords you could use to search for an answer online.

2. Tech It Up!

Go online with a family member and perform your searches (you may want to use a kid-safe search engine, such as www.safesearchkids.com/google-for-kids.html). On your drawing, circle the keywords that helped you find the answer to your question. Then write the answer on your drawing! !

3. Common Sense Says ...

Keywords are the words you use to search for information about a topic. To do a smart search, make sure you use keywords that are related to the topic! For example, if you want to find information about "pigs," you might want to use the keyword "animal," but you wouldn't use the word "pizza"!

My Online Community

*** DID YOU KNOW ...**

More than two billion people from around the world use the Internet! (The number two billion has NINE zeroes after the two!)

Word Search

e	e	t	p	e	e	l
o	e	d	r	n	e	o
e	e	n	o	e	i	b
e	y	t	t	o	a	m
e	e	e	e	a	o	y
e	r	u	c	e	s	s
e	d	i	t	a	a	a

secure symbol protect tone edit

*** WHAT DO YOU THINK?**

When you go online, do you really go somewhere?

*** DO YOU REMEMBER ...**

What it means to be part of an online community?

1. Family Activity

Create a map of a family member's online community. Interview a family member and create a list of people with whom he or she might connect and websites or online places where he or she might go when using the Internet. Then, create a map that shows all the key people and places. Does your family member's online community include any people he or she doesn't get to see in person very often?

2. Tech It Up!

Use ToonTastic on a smartphone or tablet to create a story about your family member's online community. Make sure the story explains who your family member talks to online and where he or she likes to go!

3. Common Sense Says ...

You might have people who are part of your community offline (at school, on sports teams, or at home) whom you don't connect with online. That's OK! But make sure not to connect with any people online whom you don't know from real life.



Powerful Passwords

*** DID YOU KNOW ...**

The most popular password is "123456." Yikes -- that is NOT a secure password!

Trace each word

community

advertise

product

*** WHAT DO YOU THINK?**

Why are strong passwords helpful?

1. Family Activity

*** DO YOU REMEMBER ...**
How to create a secure password?

With a parent, practice creating passwords that are hard to guess and relatively easy to remember. Write down the name of a book, TV show, movie, or something else you like. Then abbreviate the phrase, replace some of the letters with numbers and symbols, and make some letters uppercase and some lowercase. For example, "Clifford the Big Red Dog" could become "Cl1ffB1Grd." What are some ways that you can remember your password?

2. Tech It Up!

Try a kid-friendly online-password generator! Go to www.dinopass.com with a parent and see if you can come up with a story to help you remember the password it generates.

3. Common Sense Says ...

Don't make your password something that others can easily guess! Remember not to use a dictionary word or your nickname (since this would be easy for others to guess). Make your password secure by checking that it includes letters, numbers, and symbols. (Hint: !, @, \$, and % are examples of symbols.)



Show Respect Online

*** DID YOU KNOW ...**

The word "etiquette" means behaving respectfully toward others. Some people use the word "Netiquette" to describe respectful behavior online. The word is a combination of "Internet" and "etiquette": InterNET + etiQUETTE = NETIQUETTE.

Unjumble to find the hidden words

1. irneentt _____

2. ptreoct _____

3. bdoy _____

4. repcftuesi _____

5. ctommunimy _____

6. olnine _____

*** WHAT DO YOU THINK?**

What are some differences between saying something aloud to someone and writing it in an email?

*** DO YOU REMEMBER ...**
How you can make sure your emails are clear and respectful?

1. Family Activity

Explain to a family member why it's important to 1). check whether you would say what's in the message to someone's face, 2). check for spelling mistakes, and 3). make sure you used capital letters correctly before you send an email message. Ask your family member to show you an email he or she recently received. Check to see if the sender could answer yes to all three questions. Then, see if you can identify the following: the sender's email address, the recipient's email address, the subject, the greeting, the body, and the closing.

2. Tech It Up!

Go online and check out an email from Arthur to Buster (<http://pbskids.org/arthur/games/letterwriter/email.html>). Can Arthur answer "yes" to each of the three email checkpoints? Hover over the text to see whether you can correctly identify each part of the email, including the sender's email address, the recipient's email address, the subject, the greeting, the body, and the closing. For a bonus, find the emoticon in the email!

3. Common Sense Says ...

Check before you send! Before you press "send" on an email or online message, ask yourself three questions: 1). Would I say what's in this message to someone's face?; 2). Did I check for spelling mistakes?; 3). Did I use capital letters correctly?



Things For Sale

*** DID YOU KNOW ...**

Sometimes websites can make money by having ads of someone else's toys, movies, or games on them when you're using the site.

Match the words to their definitions

- password** people who share a common neighborhood, background, or interests
- community** something that is made and sold to people
- email** a secret word or phrase that some websites require you to type in if you want to visit them.
- product** electronic mail sent through the Internet.

*** WHAT DO YOU THINK?**

Why do companies create commercials, advertisements, and product sites?

*** DO YOU REMEMBER ...**

How some websites try to get you to buy things?

1. Family Activity

With a parent or family member, look through a magazine or catalogue. Use a marker to circle all the things in the magazine that advertise something (remember that this includes anything that tries to get people to buy something). Then, pick one of the things you circled and explain the "tricks" that are being used to try to make people buy it!

2. Tech It Up!

With a parent or family member, check out the website for a movie you want to see or one you saw recently. The purpose of a movie website is to make the movie seem fun or interesting and to encourage people to buy tickets and see the movie. See how many ways you can find that the website tries to get people to want to see the movie. What kinds of "tricks" are used to make the movie seem fun?

3. Common Sense Says ...

Remember that product websites use different "tricks" to encourage you to want to buy toys. These "tricks" include videos, games, contests, or a virtual world that features the product.

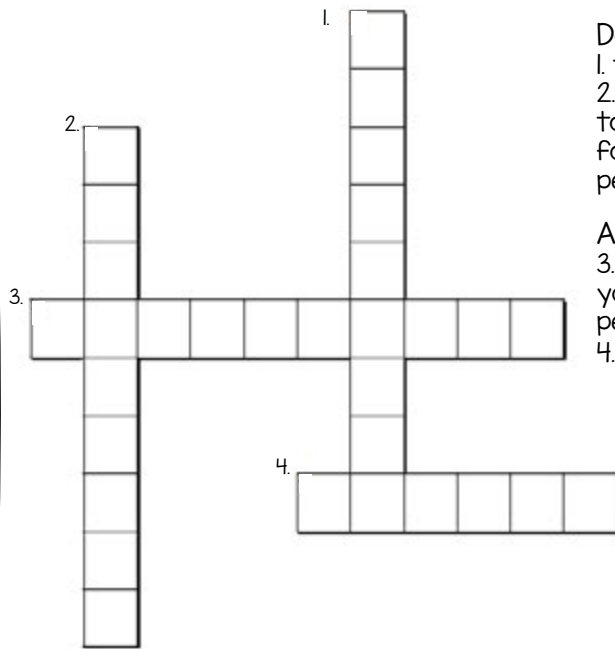


Writing Good Emails

* DID YOU KNOW ...

Internet slang is a way that some people write out what they want to say on the Internet if they want to be really fast! You can combine the first letter of each word of something people want to say, such as "LOL" (which means "laughing out loud").

Crossword puzzle



Down:

1. the sender's name
2. to draw attention to something that is for sale, and try to get people to buy it

Across:

3. in a way that shows you care about another person's feelings
4. safe and protected

* WHAT DO YOU THINK?

When editing both emails and letters, what are some things you should double-check?

1. Family Activity

Work with a family member to figure out what the following Internet slang acronyms mean: ILY, JK, BRB. Here are a few examples of how they might be used: 1. "Thanks, Dad! ILY!" 2. "Don't worry, I was JK when I said I wanted bug-flavored ice cream." 3. "I need to run downstairs to get a snack. BRB!" Can you come up with any other examples of Internet slang? Brainstorm as many acronyms as you can think of, and then discuss when it's appropriate to use this kind of slang and with whom.

*** DO YOU REMEMBER ...**
How writing an email is similar to or different from writing a letter?

2. Tech It Up!

Using the keyboard of a phone, tablet, or computer, practice typing out the abbreviations you listed. Next to each one, write out the full expression. (You can even use a word processor to make a table with two columns. Then, put the abbreviation in one column and the full expression in the other column.)

3. Common Sense Says ...

It's always a good idea to proofread (edit or check) an email before you send it. Double-check for the following:

- A clear and specific subject
- A greeting, closing, and signature
- Proper capitalization
- Proper punctuation
- Correct spelling

The Key to Keywords

*** DID YOU KNOW ...**

Google receives over **FOUR MILLION** searches every minute!

Unjumble to find the hidden words

1. krewoyds _____
2. rulest pgae _____
3. cyrubblely _____
4. pscreie _____
5. snnomyys _____
6. aanivrettle _____

*** WHAT DO YOU THINK?**

Is it better to use more than one keyword in a search? Why, or why not?

*** DO YOU REMEMBER ...**

How to pick keywords that will give you the best search results?

1. Family Activity

Can you figure out how to find the below information without using any of the words in the subject? See if you can think of keywords that are synonyms, alternative words, or related phrases. If you're up for a challenge, challenge a family member to see who can come up with more keywords in 60 seconds for each of the following searches. Then, circle the two keywords you think would be MOST likely to help you find what you're looking for:

"Inexpensive plane tickets"

"Most popular movies last year"

"Best dessert in my town"

2. Tech It Up!

Test out your searches by typing the two keywords you circled into Google or another search engine. See whose keywords turn up the information you're searching for closest to the top of the results page!

3. Common Sense Says ...

Be a smart and savvy searcher online by searching with keywords that are the most important words related to a subject. If you can't find what you're looking for, try using more keywords and even using synonyms -- words that have a similar meaning -- to increase the power of your search.



Private and Personal Information

*** DID YOU KNOW ...**

One poll of tweens and teens found that one out of three kids shared information online that they wouldn't share in public. Yikes!

Word Search

```

r e s p e c t i c
e e i c s i c r o
e e t r r r e i m
e e a s t m s r m
g e a o i i i o u
e a i r p g c o n
s c i h t e e e i
e a s p c i r r t
e r a r i t p o y
    
```

community ethics precise respect register

*** WHAT DO YOU THINK?**

What would be a good rule for kids about giving out private information online?

*** DO YOU REMEMBER ...**

How you can protect yourself from online identity theft?

1. Family Activity

Take a set of flash cards or cut a large piece of paper into smaller strips. With a family member, write different pieces of information about you, your family members, or your family on each piece of paper (for example: "I love dogs," "I'm in Ms. Smith's class," or "We live at 123 Pine Road."). Take two jars or cups and label one "private information" and the other "personal information." Then, sort the strips of paper into the correct jar to practice identifying which pieces of information are private versus personal.

2. Tech It Up!

Ask a family member to show you a website that collects information about users. Together, look at the information the website asks users to fill out, and see whether you can identify the questions that prompt you for personal information vs. private information. (Hint: If an adult in the family is a Facebook user, Facebook or another social media platform can be used for this exercise.)

3. Common Sense Says ...

Private information is information that can be used to identify you, such as your social security number or your address. Personal information is information about you that can't be used to identify you, such as your age or your favorite foods. Personal information is usually safe to share online, but private information is usually unsafe to share online.



Rings of Responsibility

*** DID YOU KNOW ...**

People online who post hurtful comments intended only to upset other people are called "trolls." Trolls are definitely NOT practicing good digital citizenship!

Unjumble to find the hidden words

1. rsletnspiobiy _____

2. piarasilgm _____

3. citaoitn _____

4. cmniumtoy _____

5. diagitl ciztien _____

6. ehitcs _____

*** WHAT DO YOU THINK?**

Is there a responsibility you have to others both online and offline?

*** DO YOU REMEMBER ...**

What kinds of responsibilities a good digital citizen has?

1. Family Activity

Make your very own Rings of Responsibility. Draw three circles [note: add diagram] on a piece of paper or on a paper plate. Label the innermost circle "Self," the middle circle "Friends and Family," and the outer circle "Larger Community." With a family member, collect photographs or magazine images that represent the types of responsibilities you have within each ring. You can paste or tape the printed images onto your collage.

2. Tech It Up!

Use a digital camera to go on a photo journey and take pictures of the items for your collage! When you're finished, you can either print them out and make your collage on paper or you can use Pixlr Express on a smartphone or tablet.

3. Common Sense Says ...

As a digital citizen, you're a member of a worldwide community linked by the Internet. Being a good digital citizen means taking care of your responsibilities to yourself, to your friends and family, and to the larger community! Visiting only sites that are safe and appropriate is a responsibility you have to yourself. Never sharing a friend's private information or your family's address is an example of a responsibility you have to friends and family. Never calling people names online is a responsibility you have to the larger community.



The Power of Words

*** DID YOU KNOW ...**

Author Mark Twain said, "Kindness is a language which the deaf can hear and the blind can read."

Match the words to their definition

digital citizen	information that can't be used to identify you, such as your age, gender, how many brothers and sisters you have, your favorite food, etc.
personal information	a member of a worldwide community linked by the Internet
private information	when a thief steals someone's private information in order to pretend to be that person
identity theft	information that can be used to identify you, such as your Social Security number, postal address, email address, phone number, etc.

*** WHAT DO YOU THINK?**

Why is it a bad idea to send mean or scary messages online? How is this like what Mark Twain said?

*** DO YOU REMEMBER ...**

What you should do when someone uses mean or scary language on the Internet?

1. Family Activity

With a family member, create a comic strip about a cyberbullying situation. In the first frame, show the cyberbullying scenario: Who says something mean and hurtful, to whom is it said, and what exactly is said? In the next frame, show how the recipient might feel when receiving the message. In the last frame, show a positive outcome of the situation, which might involve confiding in a trusted adult.

2. Tech It Up!

Use Make Beliefs Comix (www.makebeliefscomix.com) or Comic Life (Comiclfe.com), free online tools, to make your comic online.

3. Common Sense Says ...

Cyberbullying is using technology tools such as the Internet and cell phones to deliberately upset someone else, and cyberbullying is NOT OK. Never say something online that would hurt someone's feelings if you said it to his or her face.



Whose Is It, Anyway? © 🔍

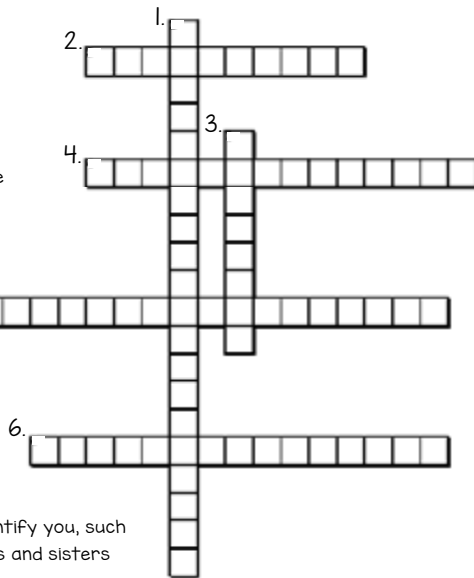
* DID YOU KNOW ...

Signatures are one way that people give themselves credit for their work. John Hancock's signature on the Declaration of Independence is one of the most famous signatures in American history, and sometimes people even call a signature "your John Hancock."

Crossword Puzzle

Across:

2. someone who uses technology tools such as the Internet and cell phones to deliberately upset someone else
4. when a thief steals someone's private information in order to pretend to be that person
5. information that can be used to identify you, such as your Social Security number, postal address, email address, phone number, etc.
6. a member of a worldwide community linked by the Internet



Down:

1. information that can't be used to identify you, such as your age, gender, how many brothers and sisters you have, your favorite food, etc.
3. a formal note of credit to an author that includes their name, date published, and where you found the information

* WHAT DO YOU THINK?

When is it OK to use someone else's words or ideas?

1. Family Activity

Put it in your own words! Practice paraphrasing -- expressing something in your own words -- with a family member. Paraphrasing is an important way to avoid plagiarism. Pick your favorite song or book. Listen (if it's a song) or read (if it's a book) together. Then, see if you can put the main ideas into your own words to tell your family member what the song or book is about. When you're finished, ask your family member to score your paraphrasing by the number of items you completed correctly:

1. Did you use your own words?
2. Did you use quotation marks when using a direct quote?
3. Did you provide a citation that includes the author's name and the title of the work?

* DO YOU REMEMBER ...

How you can show respect for people's work?

2. Tech It Up!

Check out News-O-Matic Daily Reading for Kids, an interactive news app written for kids your age. With a family member, pick an article to read and practice your paraphrasing and citation skills by 1). writing a summary of the article using your own words (and quotation marks for any direct quotations), and 2). writing a citation for the article.

3. Common Sense Says ...

If you're using someone else's exact words, make sure to use quotation marks AND provide a citation. If you're using their ideas but you put them into your own words, you don't need quotation marks, but you DO still need to provide a citation.



Digital Citizenship Pledge

*** DID YOU KNOW ...**

Club Penguin encourages good digital citizenship by using a special tool that stops members from swearing or sharing private information online.

Word Search

a	c	i	e	u	e	a	r	y
k	p	l	e	d	g	e	t	m
j	e	e	d	e	e	i	a	l
u	e	e	e	d	n	p	r	i
n	t	d	u	u	s	a	i	a
k	a	a	m	n	a	a	i	m
s	n	m	p	p	n	r	i	o
n	o	i	t	a	t	i	c	o
c	m	u	k	a	a	r	i	o

pledge junk mail citation community spam

*** WHAT DO YOU THINK?**

What is a pledge? What do you pledge to do as a digital citizen?

*** DO YOU REMEMBER ...**

How you can help create a positive online community?

1. Family Activity

Part of being a good digital citizen is making sure to follow your family's values and expectations when you use the Internet. With a parent or family member, fill out Common Sense Media's Family Media Agreement (www.commonsensemedia.org/educators/parent-media-education/family-media-agreements). You can make revisions to the document as you see fit. If you and your parent agree on the terms outlined in the document, you can sign it to make it official.

2. Tech It Up!

Together, watch "Pause and Think Online" (<https://www.youtube.com/watch?v=rgbZAWnOWOo>). After you watch, discuss the following questions with a parent or family member: 1). What does it mean to "listen to your gut"? Can you think of a time when you listened to your gut? 2). Why is it important to feel with your heart when you're online? 3). How do you balance your time on the Internet with other activities? 4). Can you think of a situation when you would need to stand up for something or someone?

3. Common Sense Says ...

Be a good digital citizen by communicating responsibly with one another, protecting your own and others' private information online, standing up to cyberbullying, respecting others' ideas and opinions, and giving proper credit when you use others' work.



How to Cite a Site

*** DID YOU KNOW ...**

Creators can choose how to sign their work. Some creators use their real names, some use nicknames, and some use “pen names” (similar to code names authors give themselves to keep their real identities secret). Dr. Seuss’ real name was Theodore Seuss Giesel. He chose Dr. Seuss as his pen name.

Unjumble to find the hidden words

1. serecn nmae _____

2. suocre _____

3. dgtiial citiezn _____

4. coittian _____

5. brghaoipliby _____

6. uatdpe _____

*** WHAT DO YOU THINK?**

Why include a bibliography in a report or research project?

*** DO YOU REMEMBER ...**

What kinds of information you need to cite an online source?

1. Family Activity

Go on a scavenger hunt around your house to find: one book, one magazine article, and one newspaper article. Once you’ve collected your sources, try to write citations for all three using MLA format [include example of MLA on handout].

2. Tech It Up!

With the help of a parent, try using EasyBib, a helpful online tool, to create an online bibliography for your three sources (easybib.com/mla-format/). Check the citations you wrote out against the citations you generated using EasyBib.

3. Common Sense Says ...

When you’re working on a research project, make sure to record sources as you go rather than waiting until the end. Otherwise, you might lose track of them and not be able to find the citations again later!



Picture Perfect



* DID YOU KNOW ...

One of the most popular ways to change a digital image is through a computer program called Photoshop. Photoshopping is common in the media, not only to make people look better but even to make nature look brighter! A New York Times article on Photoshopping described the editing of nature pictures: "Skies are made brighter, animals become flawless, grass is made to look greener, and, in a recent issue of Women's Health, sheep were made to look whiter."

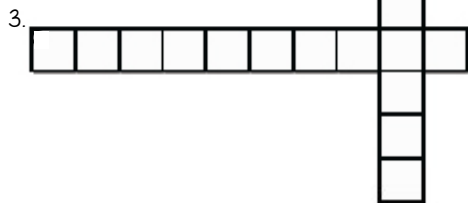
Crossword Puzzle

Across:

- 2. something that a company advertises and sells
- 3. to manage skillfully and especially with intent to deceive

Down:

- 1. to change the way something looks
- 2. a way of regarding or understanding something



* WHAT DO YOU THINK?

Why do you think so many photos in magazines and advertisements are altered? How might altering a photo help sell a product?

* DO YOU REMEMBER ...

How photos can be changed on the computer and how that can affect our feelings about the way we look?

1. Family Activity

With a family member, watch the video "McDonald's Ads Versus the Real Thing" (<https://www.youtube.com/watch?v=zx1lvvLuuEI>). What differences do you notice between the advertisements and the real versions?

2. Tech It Up!

Try your hand at enhancing a photo to make it look even more perfect, fun, or appealing! With Pixlr, upload a picture you've saved to your desktop and play with the editing tools to enhance the image (<http://apps.pixlr.com/editor/>). (Hint: In Pixlr, go to "File ~> Open Image" to open a picture you've saved on your computer.)

3. Common Sense Says ...

Photos that appear in advertisements are usually Photoshopped, which is why they look so perfect. Don't be fooled!



Strong Passwords

*** DID YOU KNOW ...**

One of the most commonly used passwords is “qwerty,” and this is NOT a secure password! (Can you figure out why so many people might use this password? Hint: Try typing it out on a computer keyboard.)

Unjumble to find the hidden words

1. srteiuycy _____

2. etatopecxin _____

3. bolbhaipirgy _____

4. pawrossd ptriooectn _____

5. rodnam _____

6. seecrn nmae _____

*** WHAT DO YOU THINK?**

How can we remind ourselves, other students, and our families to keep passwords secure?

*** DO YOU REMEMBER ...**

How a secure password helps you protect your private information?

1. Family Activity

With a family member, review the Common Sense dos and don'ts of creating a safe password. Then, pick your favorite cartoon character and draw a picture of him or her on a piece of paper. On the back of the paper, make a list of personal information (interests, fun facts) about the character and use it to make up a safe and secure password for your character. Check that you haven't included any PRIVATE information -- only use personal information. Next, try to come up with a story to remember the password.

2. Tech It Up!

DinoPass (<http://www.dinopass.com/>) is a password generator for kids that has two options: SIMPLE passwords and STRONG passwords. Try generating at least three of each and write them down. With a family member, see if you can spot a pattern to figure out the difference between the STRONG and the SIMPLE passwords. Together, come up with at least one pro and one con of using each type of password.

3. Common Sense Says ...

Smart and safe passwords: 1). have at least eight characters; 2). use a combination of letters, numbers, and symbols; and 3). aren't easy for other people to guess! Passwords should NOT have private information in them, such as your full name (first and last), date of birth, mother's maiden name, street address, school name or address, credit card number, phone number, or social security number.



You've Won a Prize!

* DID YOU KNOW ...

According to the government's CAN-SPAM Act, businesses are required to let people stop getting emails from them. That means you should always see a way to "unsubscribe" from an email listserv, which is something businesses use to send the same email to A LOT of people at the same time.

Match the words to their definition

password protection	something that a company advertises and sells
computer virus	the requirement that visitors use a password when they access a website so that only certain people can view the site and participate in its online activities
citation	key information about a source used for a report or other research project, including its author, title, publisher, and date of publication
product	a software program that can damage other programs on the computer

* WHAT DO YOU THINK?

What is the safe thing to do if you get an email or IM from a stranger?

* DO YOU REMEMBER ...

What spam is and what you can do about it?

1. Family Activity

With a parent or family member, create a poster about how to identify and deal with spam. Design the posters for kids who are two years younger than you and who likely do not know anything about spam. Ask your family members what they do when they receive spam, and consider adding their tips to your poster. If you have a computer at home, put your poster up near the computer to remind everyone what to do with spam.

2. Tech It Up!

Use Glogster (www.glogster.com) to make a digital version of your poster.

3. Common Sense Says ...

Spammers want you to open their emails. Follow these spam-stopping tips -- don't fall for tricks!

- ~ Don't open messages from people you don't know.
- ~ If you open a message by mistake, don't click on links or download files that come with it.
- ~ Never reply to emails or IMs from people you don't know.
- ~ Don't reply to spam, even to tell the spammer not to send any more messages.
- ~ Flag emails as "junk" or "spam."
- ~ Watch out for messages that ask for your private information. No one should ever do this.
- ~ Tell an adult you trust about any message that makes you uncomfortable or that comes from someone you don't know.



Privacy Rules

*** DID YOU KNOW ...**

Kids have special legal protection online. All websites that collect information about kids under the age of 13 are required by law to follow a law called COPPA (the Children's Online Privacy Protection Act), which is meant to give parents control over the information websites collected about their kids.

Match the words to their definition

privacy policy	a sign or stamp that states that a website, company, or group meets a certain set of standards and is doing a good job
seal of approval	using technology tools such as the Internet and cell phones to deliberately upset someone else
cyberbullying	a legal document that explains how a website gathers and uses your private information
stereotype	an idea about a group of people that's not always true

*** WHAT DO YOU THINK?**

Why should you not give out your private information?

*** DO YOU REMEMBER ...**
How you can tell if a website protects your private information?

1. Family Activity

With a family member, come up with a privacy policy for your bedroom. What are some privacy rules you would like other family members to follow? Why are they important to you? Some examples might include knocking before entering or asking before borrowing something. Discuss your expectations with one another and agree on privacy policies for your bedrooms. Write down the rules you both agree on to formalize your privacy policy.

2. Tech It Up!

Websites have privacy policies too. With a parent, visit three sites you like to explore online. On each site, see if you can find the privacy policy. Next, look to see if the website has a privacy seal of approval and whether there's a contact to whom parents can reach out with questions about privacy.

3. Common Sense Says ...

Even if a site has a privacy policy, be careful! The site still might use your private information in ways you don't want it to. Look for websites with privacy seals of approval. Also, avoid giving out your full name, address, phone number, or email address on websites without getting permission from a parent or trusted adult.



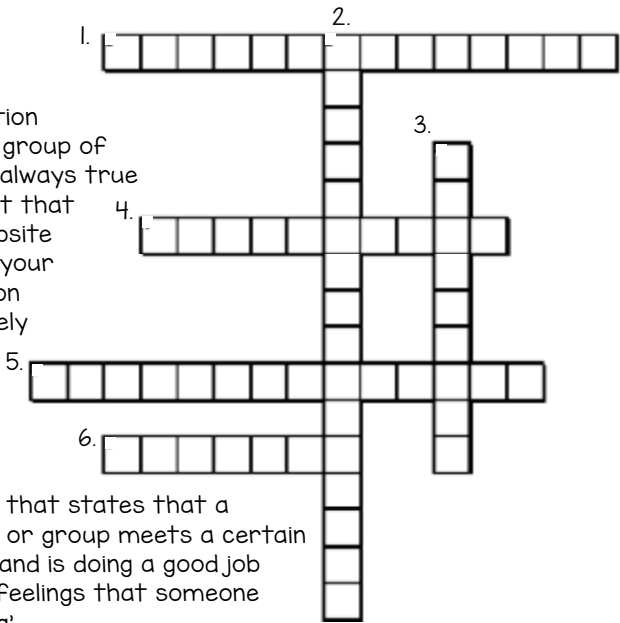
Selling Stereotypes



*** DID YOU KNOW ...**

Kids age 2-11 see more than 25,000 ads per year on TV alone.

Crossword Puzzle



Across:

- 1. a duty or obligation
- 4. an idea about a group of people that's not always true
- 5. a legal document that explains how a website gathers and uses your private information
- 6. to observe closely

Down:

- 2. a sign or stamp that states that a website, company, or group meets a certain set of standards and is doing a good job
- 3. 'to imagine the feelings that someone else is experiencing'

*** WHAT DO YOU THINK?**

How can stereotypes about girls and boys make people feel?

*** DO YOU REMEMBER ...**

What stereotypes are and how we learn stereotypes about boys and girls from the world around us?

1. Family Activity

Find a toy commercial with your parent -- either online or on TV -- and discuss the following three questions with them: 1). Who created this commercial? 2). How is the commercial trying to get our attention? 3). Does this commercial encourage certain messages about boys and/or girls?

2. Tech It Up!

Create a new advertisement for a toy that's designed to attract both boys and girls -- and that doesn't send the message that the product is a "boy's" toy or a "girl's" toy. Use Shadow Puppet EDU on a smartphone or tablet to design your ad!

3. Common Sense Says ...

It can be hard to identify ads online, especially because so many are disguised as games or contests. Even adults get confused! Ask yourself: Does what I'm seeing or doing make me want to buy something (such as a toy, a certain snack, or a ticket to a movie)? If the answer is yes, there's a good chance you're seeing an ad.



Super Digital Citizen

*** DID YOU KNOW ...**

The word “citizen” is related to the Latin word “civitas,” which refers to a city or a community of people.

Word Search

r	e	s	p	e	n	s	i	b	i	l	i	t	y
o	y	r	i	p	e	n	s	i	t	i	c	e	
e	c	r	o	t	a	t	p	i	n	b	a	e	a
t	a	r	l	n	s	c	e	o	p	f	i	e	n
i	a	i	o	i	l	e	o	g	y	j	a	n	
e	a	i	m	n	r	u	l	i	r	e	q	y	e
e	o	i	y	r	i	p	m	t	t	e	c	a	
e	t	p	e	n	c	v	m	b	s	e	a	e	
e	c	i	c	y	l	p	o	i	t	w	e	v	r
s	e	i	o	n	v	u	n	h	e	t	t	i	y
e	a	t	t	n	e	a	i	p	g	k	e	r	v
e	r	p	t	t	c	a	t	e	r	t	e	p	r
t	r	y	t	s	c	d	o	h	a	v	t	n	r
a	o	r	n	a	i	d	r	r	t	x	p	a	t

monitor citizen target privacy policy responsibility

*** WHAT DO YOU THINK?**

What does it mean to be a digital citizen?

*** DO YOU REMEMBER ...**

How you can help others be good digital citizens?

1. Family Activity

Design a “super digital citizen” word collage. First, list words that describe how a super digital citizen acts. (What does it mean to act safely? How do digital citizens behave responsibly? What kind of behavior is respectful online?) Then, see if you can find your keywords in a newspaper or magazine and cut them out for your collage. Add in any keywords you can’t find by writing them in with a marker.

2. Tech It Up!

Create a super~digital~citizen word cloud online by using a site such as ABCYa (www.abcya.com/word_clouds.htm). Save your word cloud as a JPG (.jpg) or a screenshot, and then upload the image as a screensaver or as wallpaper.

3. Common Sense Says ...

A digital citizen is someone who acts safely, responsibly, and respectfully online. Just as superheroes take action when someone needs help or when they see something that doesn’t seem right, super digital citizens jump in to help protect themselves and others on the Internet.



Talking Safely Online

*** DID YOU KNOW ...**

Many websites that allow you to chat with other people have a “block” feature, which allows you to stop receiving messages from a particular person. You can even block certain phone numbers from texting you. Don’t be afraid to ask a parent for help figuring out how to block a person who makes you feel unsafe.

Unjumble to find the hidden words

1. uaoltrfncmobe _____

2. eh pazitme _____

3. spetteroye _____

4. messgae _____

5. clbryulibyneg _____

6. mitnoor _____

*** WHAT DO YOU THINK?**

What kind of information should you not share with online-only friends?

*** DO YOU REMEMBER ...**

What the differences are between Internet friends and in-person friends?

1. Family Activity

Come up with a clever way to remember examples of private information in the future. Pick the tune of a song, such as “Happy Birthday,” “Mary Had a Little Lamb,” or even the theme song from your favorite TV show. Write a song to that tune that helps you remember private information: your full name, street address, school name, school address, email address, phone number, computer password, mother’s maiden name, or parent’s place of work.

2. Tech It Up!

Use an audio recorder on a family member’s phone (with their permission) or the GarageBand app to record your song!

3. Common Sense Says ...

If things get creepy or uncomfortable when you’re chatting online, take action.

- ~ Log out of the website or messaging service.
- ~ Tell a parent or trusted adult.
- ~ Ignore the person or block that person from chatting with you.



What's Cyberbullying?

*** DID YOU KNOW ...**

Eighty percent of the time, witnesses of cyberbullying are bystanders (people who see others being cyberbullied but do nothing), but when they do intervene, they stop the bullying more than half the time.

Unjumble to find the hidden words

1. mssagee _____

2. mniootr _____

3. epimthzae _____

4. teagrt _____

5. uroabcfntolme _____

6. rtieloinspibsy _____

*** WHAT DO YOU THINK?**

What are some words or phrases to describe how it feels to be cyberbullied?

*** DO YOU REMEMBER ...**

What cyberbullying is and how you deal with it?

1. Family Activity

Interview a family member about an incident of bullying that he or she either has been part of or witness to. First, write five to six interview questions that invite your family member to share a story and to reflect on how he or she thinks technology has or has not changed the way bullying affects kids (and adults). Then sit down and interview your family member.

2. Tech It Up!

Use an audio recorder to record the interview! Make sure to sit in a place without too much background noise and put the recorder in a place where both your voice and your family member's voice can be heard. To record like a real pro, do a test recording before your interview starts.

3. Common Sense Says ...

If you see or experience cyberbullying online: 1.) Ignore, then block and unfollow using the privacy settings; 2.) Flag and report the behavior. Use the community reporting tools to let the company know someone is abusing their guidelines; 3.) Take screenshots. If the trolling is threatening, personal, or hateful, save the evidence in case things escalate.

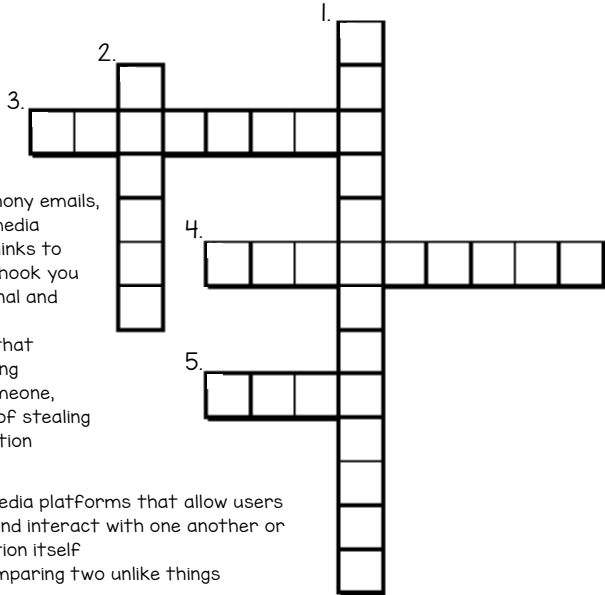


A Creator's Rights

* DID YOU KNOW ...

"Copyright" is a law that protects your control over the creative work you make so people must get your permission before they copy, share, or perform your work. "Creative Commons" is a kind of copyright that makes it easier for people to copy, share, and build on your creative work, so long as they give you credit for it.

Crossword Puzzle



Across:

3. when people send you phony emails, pop-up messages, social media messages, texts, calls, or links to fake websites in order to hook you into giving out your personal and financial information

4. to imagine the feelings that someone else is experiencing

5. an attempt to trick someone, usually with the intention of stealing money or private information

Down:

1. electronic devices and media platforms that allow users to create, communicate, and interact with one another or with the device or application itself

2. a literary device for comparing two unlike things

* WHAT DO YOU THINK?

Why is it important to give credit when using other people's creative work?

1. Family Activity

Compare copyright messages in at least two of the following: books, movies, TV shows, and video games. What is the same? What is different? Why do you think it might be different across different types of products?

* DO YOU REMEMBER ...
What rights you have as a creator?

2. Tech It Up!

Check out YouTube videos featured as examples of different kinds of fair use (<https://www.youtube.com/yt/copyright/fair~use.html>).

3. Common Sense Says ...

Authors often use Creative Commons to specify how their work can be used. Some authors are stricter than others about their work. Remember, when you want to copy, paste, share, or use something, you should follow these steps:

1. Ask: How does the author say I can use the work? Do I have to get the creator's permission first?
2. Acknowledge: Did I give credit to the work I used?
3. Add value: Did I rework the material to make new meaning and add something original?



Cyberbullying: Be Upstanding

*** DID YOU KNOW ...**

One in four teens has been cyberbullied, but only one in 10 tells an adult, meaning that many suffer without support. Speak up! Adults can help.

Unjumble to find the hidden words

1. hgrycopti _____

2. ettiidny thtfe _____

3. atmzipehe _____

4. ynsredbta _____

5. bnavullree _____

6. daeim _____

*** WHAT DO YOU THINK?**

What kinds of online behaviors could be considered cyberbullying?

*** DO YOU REMEMBER ...**

How you can show bravery if someone is being cyberbullied and you're a witness?

1. Family Activity

Interview a friend or family member to find out if he or she has ever witnessed someone being mean or cruel online. Find out what he or she did at the time, and ask what he or she might do differently today. Then, share your perspective: Have you ever witnessed someone being mean or cruel online? What did you do at the time, and what might you do differently today?

2. Tech It Up!

With a friend or family member (or on your own!), watch Coke's 2015 #MakeltHappy commercial (<https://www.youtube.com/watch?v=ibgvkXm9Qkc>). If either of you has a social media page, look at a few posts or comments and see how you could improve them to #MakeltHappy! You also could do this by looking at the comments section of an article you recently read or a YouTube video you recently watched.

3. Common Sense Says ...

Be an upstander, not a bystander! If you witness cyberbullying, you can help by supporting the target and letting the bullies know their behavior is not acceptable. Here are some things you can do:

- ~ Step in to help in a cyberbullying situation by letting the target know you're there for him or her.
- ~ Listen to and empathize with the target.
- ~ Do not spread rumors. Instead, tell the cyberbully to stop.
- ~ Report what's happening to a trusted adult or website administrator or encourage the target to tell a trusted adult. A trusted adult is someone whom you believe will listen and who has the skills, desire, and authority to help you.



*** DID YOU KNOW ...**

Snapchat started in 2011, Instagram launched in 2010, Twitter began in 2006, and Facebook, the oldest of the bunch, was founded in 2004.

Unjumble to find the hidden words

1. iinecfftet _____

2. urvlbelean _____

3. bnrdfteysa _____

4. eaimd _____

5. flidagi iadem _____

6. ilmies _____

*** WHAT DO YOU THINK?**

Why might people feel differently about their digital lives?

1. Family Activity

Create a simile about your digital life: Finish the sentence, "My digital life is like a _____." Then write a haiku using your simile as inspiration! (Haiku are short, three-line poems that follow the pattern of five syllables in the first line, seven syllables in the second line, and five syllables in the third line). For example: "My phone, always on / the city that never sleeps / can I get some rest?"

*** DO YOU REMEMBER ...**

What digital media are and what role they play in our lives?

2. Tech It Up!

Ask your family members which similes they would use to describe their digital lives. Write a haiku for each family member. Then, if you're feeling especially creative, use GarageBand to record your haiku and even turn them into a song. When you're finished, share your track with your family members. You can animate their similes using free programs such as Pencil (www.pencil-animation.org) or Animoto (www.animoto.com).

3. Common Sense Says ...

Creating good habits is key to being a savvy media user. Most teens find that technology gets in the way of their sleep unless they leave devices in another room. Consider leaving your phone to charge in another place in your home or at least putting it across the room on silent volume and switched to "do not disturb," so you won't see it light up. Make sure you also unplug from technology, television, and the Internet at least 30 minutes before bed to give yourself time to unwind.

Scams & Schemes

*** DID YOU KNOW ...**

“Malware” is short for “malicious software.” It’s the term used to refer to software programs or viruses that are designed to harm your computer or other digital devices.

Match the words to their definition

phishing	a type of crime in which your private information is stolen and used for criminal activity
identity theft	a kind of copyright that makes it easier for people to copy, share, and build on your creative work, as long as they give you credit for it
creative work	when people send you phony emails, popup messages, social media messages, texts, calls, or links to fake websites in order to hook you into giving out your personal and financial information
Creative Commons	any idea or artistic creation that is recorded in some form, whether it’s hard copy or digital

*** WHAT DO YOU THINK?**

Can people get scammed on the Internet? How?

*** DO YOU REMEMBER ...**

What identity theft is and how you can protect yourself from it?

1. Family Activity

Help a family member become a safer Internet user so he or she doesn’t fall victim to scams or schemes. Share the tips you’ve learned to spot phishing emails and what to do if he or she receives spam. Together, come up with a concrete way each of you can improve your online security (for example, changing a password so it’s more secure or backing up files).

2. Tech It Up!

With your family member (or on your own!), look at the security rules on OnGuardOnline (www.onguardonline.gov/articles/0009-c-computer-security). You can read the rules or watch a short (about three minutes) video. Does what you learned on OnGuardOnline give you any additional ideas about what you can do to improve your online security?

3. Common Sense Says ...

Know the features of a phishing or scam email so you’re not fooled. Features include: the need to verify account information, a sense of urgency, spelling errors, an alert that your account is in trouble, a link in the email or as an attachment, something that sounds too good to be true, or a generic greeting. If you get an email you think might be spam, avoid opening it; just click delete. If you open it by accident, do not click any links or download any attachments, since they might contain malware.



Strategic Searching

*** DID YOU KNOW ...**

Google provides search results in under a second, but its algorithm takes more than 200 factors into consideration in that time.

Word Search

t	h	g	i	r	y	p	o	c
r	s	e	a	l	a	t	s	r
e	e	l	s	i	i	r	t	r
e	e	c	a	c	d	y	r	i
e	a	e	a	e	e	r	a	i
m	e	g	a	n	m	y	t	g
i	i	e	a	s	a	e	e	i
c	i	e	g	e	d	c	g	i
d	i	g	i	t	a	l	y	i

digital media strategy license scam copyright

*** WHAT DO YOU THINK?**

Why is it important to have a search plan?

*** DO YOU REMEMBER ...**

What steps can help you conduct efficient and effective searches when you're looking for information online?

1. Family Activity

Make a poster that outlines a five-step search plan using the SEARCH anagram (see the "Use Common Sense!" tip box for a reminder). As a bonus, pick an example and use it to clarify each step. For example, if someone were trying to do a project on the building of the Egyptian pyramids, what would his or her research question be? What keywords and terms should he or she use?

2. Tech It Up!

Challenge a friend or family member to "A Google a Day," an online search game in which you try to find the answer to a complex search question from a myriad of topics. See who can rack up the most points! Then, learn more about how to conduct savvy searches under Google's "Tips and Tricks" link (<http://www.google.com/insidesearch/tipstricks/basics.html>). After you review the tips, see if you can improve your score on the "A Google a Day" game. Points go down the longer it takes you to find the correct answer!

3. Common Sense Says ...

Use the SEARCH anagram to remember five tips for strategic searching:

- ~ Select research questions: Make sure you have one or more questions that get to the core of what you want to find out in your search.
- ~ Extract keywords and terms: You can find effective keywords by highlighting the key terms in your search question.
- ~ Apply search strategies: Use quotations marks or the minus sign to specify exactly what you're searching for.
- ~ Run your search: Remember to check out multiple sources.
- ~ Chart your search: Keep track of which search terms you use on which search platforms so you don't end up duplicating your efforts.



A Creator's Responsibilities © 🔍

* DID YOU KNOW ...

Streaming websites, such as Spotify for music and Netflix for TV shows and movies, allow people to legally access others' creative work for free or a fee. Since their launches, these sites have helped decreased piracy rates.

Word Search

```

e y e r i o a e t e
e e e r i y u y t p
p y a r i o t y n y
i e a t i i o r y t
r a a r t o e t n o
a n a n p o t t a e
c e e i a n t t n r
y d r a t a v a i e
i e a e i a t n s t
e a n o n y m o u s
    
```

piracy identity anonymous stereotype avatar

* WHAT DO YOU THINK?

Why do you think it's illegal for people to pirate or plagiarize other people's work?

*** DO YOU REMEMBER ...**
What responsibilities you have to respect others' creative work?

1. Family Activity

Find a publication that you have from your school, such as a literary or art magazine, yearbook, or newsletter. How are the creators given credit? Do the creators cite any other creative work? Can you find key information that you would need if you wanted to cite the work (such as author's name, the title of the piece, the date it was published, and the name of the publication)?

2. Tech It Up!

Scratch is a program that enables kids to code to create stories, games, and animations. Check out a project made by a user named Natalie on Scratch (<https://scratch.mit.edu/projects/10012676/>). How does Natalie give credit to the project that inspired her work? Review a few of the remixes that Natalie's project inspired and how users give her credit (under "remixes"). What are some of the changes they made? Do you think it would be acceptable if they forgot to give her credit?

3. Common Sense Says ...

Don't break the law! Piracy is stealing copyrighted work by downloading or copying it to keep, sell, or give it away without permission and without paying. Using the Internet to steal hurts both creators and you. People who pirate or plagiarize not only risk getting in trouble at school or with the law, but their behavior also is unethical and disrespectful to creators. Always show respect for the creative work they use by acknowledging -- or giving credit to -- the work you use.





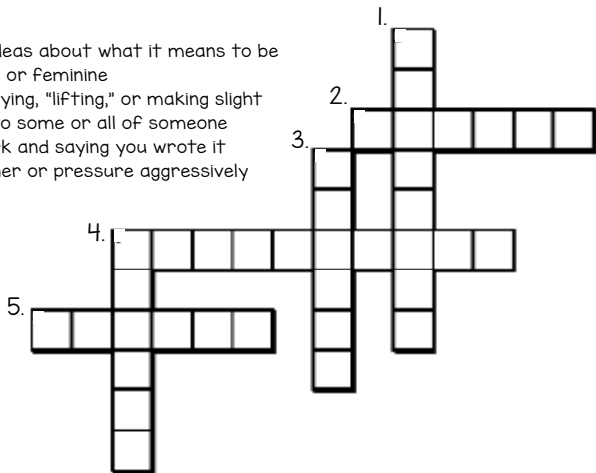
*** DID YOU KNOW ...**

If Barbie was a real woman, she would have to crawl! Her proportions are so unrealistic that she wouldn't be able to support herself to walk on two legs.

Crossword Puzzle

Across:

- 2. social ideas about what it means to be masculine or feminine
- 4. the copying, "lifting," or making slight changes to some or all of someone else's work and saying you wrote it
- 5. to bother or pressure aggressively



Down:

- 1. all of the factors that make up who you are
- 3. an image or character that represents a person online
- 4. the stealing copyrighted work by downloading or copying it in order to keep, sell, or give it away without permission and without paying

*** WHAT DO YOU THINK?**

What role do media, such as virtual worlds, play in shaping gender stereotypes?

*** DO YOU REMEMBER ...**

What gender stereotypes are and how they can shape our experiences online?

1. Family Activity

Interview a grandparent or another older family member or friend to find out how girls and boys, as well as women and men, were expected to look, dress, and act when they were younger. Ask them to describe how gender roles and stereotypes have changed in their lifetimes. Think together about how ideas about gender can change depending on era, place, and culture. (You can use a smartphone's voice recorder or a laptop's microphone or download the free audio editor Audacity [www.audacity.sourceforge.net] to capture interviews.)

2. Tech It Up!

Together, check out the following slide show from the New York Times, which depicts people from around the world with their avatars. How do their avatars seem similar to or different from them? Do you think gender plays any role in the design of their avatars? (www.nytimes.com/slideshow/2007/06/15/magazine/)

3. Common Sense Says ...

Did you know that gender and sex aren't the same thing? Gender has to do with your identity (whether you feel like a girl or a boy), and sex has to do with your anatomy and biology. For some people, their gender and sex match and are the same, while for others they don't!



My Media

*** DID YOU KNOW ...**

Over 50 percent of 13- to 32-year-olds have taken a selfie in the last week!

Unjumble to find the hidden words

1. ngwloeakecd _____

2. eggetraax _____

3. enocnuscseeq _____

4. otmtavei _____

5. rpnopoiutty _____

6. aibth _____

*** WHAT DO YOU THINK?**

What are some of the most common activities for which you use digital media? What would a day be like without any digital media?

*** DO YOU REMEMBER ...**

How you can assess your personal media habits and how much time you spend with different forms of media?

1. Family Activity

Use the My Media Log to track your media habits for at least 24 hours.

After you finish, share your log with a friend or family member. Are you surprised by your media time in any of the categories? Is it more or less than you expected? Ask your friend or family member how his or her media use compares to yours.

2. Tech It Up!

Create a graph, a chart, or an infographic to display your media use over a 24-hour period. Tech up your chart by using a free website such as Infogr.am (<https://infogr.am/app/#/library>) or Piktochart (<http://piktochart.com/>).

3. Common Sense Says ...

We all need valuable relationships! Make sure you're not missing out on valuable time with the people you care about because you can't put down your device. Take tech breaks every day, and don't be afraid to ask the person you're hanging out with to do the same so you can spend some uninterrupted time together.



Safe Online Talk

*** DID YOU KNOW ...**

“Belt up!” is the British version of “Shut up!” (As in, “I told my sister to ‘belt up’ about the extra cookies we ate.”)

Match the words to their definition

log	an image or character that represents a person online
plagiarism	a written record of an occurrence over time
anonymous	the copying, “lifting,” or making slight changes to some or all of someone else’s work and saying you wrote it
avatar	having an unknown identity

*** WHAT DO YOU THINK?**

What motivates people to present themselves differently online than in person?

*** DO YOU REMEMBER ...**

How you should handle inappropriate online talk?

1. Family Activity

Imagine you’re asked to give a younger kid advice about staying safe online, especially when he or she is using social media or online gaming. Come up with a dos list of how to safely enjoy social networking or gaming and a don’ts list of risky behaviors to avoid. These lists should be created to avoid unwanted contact with strangers or people whom they might already know online. (Bonus: Ask a friend or family member to do the same exercise, and then compare your lists. How many of your dos and don’ts are the same? How many are different? Compile a master list with all the tips you both agree on.)

2. Tech It Up!

Record a video of yourself sharing your dos and don’ts for safe internet behavior. With permission from a parent, consider sharing your video with a younger sibling, cousin, or friend.

3. Common Sense Says ...

When you’re communicating with someone online, keep the following four questions in mind. If you find that you’re answering “yes” to any of the questions, log off and share what’s going on with an adult you trust:

1. Has this person asked to keep anything about our relationship a secret?
2. Has this person hinted at or asked about anything sexual?
3. Have I felt pressured or manipulated by this person?
4. Do I feel true to myself -- sticking to my values -- when I communicate with this person?



Which Me Should I Be?

*** DID YOU KNOW ...**

A “double agent” is a spy whose assignment is to spy on a particular organization or government when they’re actually, secretly, a member of the organization they were sent to spy on!

Unjumble to find the hidden words

1. aihbt _____

2. urtoitnppy _____

3. edecevi _____

4. lweodekangc _____

5. iteitnyd _____

6. vieceedc _____

*** WHAT DO YOU THINK?**

What motivates people to present themselves differently online than in person?

*** DO YOU REMEMBER ...**

What consequences -- positive or negative -- people might experience if they present themselves differently online?

1. Family Activity

Many of us have different parts of ourselves or different traits we present depending on the role or environment we’re in. For example, you may behave differently when you’re in your “student” role, compared to your “sister” or “brother” role, your “soccer player” role, or your “Instagram poster” role. Pick three roles in your life -- including at least one ONLINE role -- and draw avatars for yourself in each role. What would each wear? Around your avatar, list words or phrases to describe how you act and behave! (Bonus: Invite a friend or family member to do this activity with you and to make three avatars for him or herself. Share with each other when you’re finished.)

2. Tech It Up!

Create digital versions of your avatars for free online by visiting Meez (www.meez.com) or DoppelMe (www.doppelme.com).

3. Common Sense Says ...

It can be fun to explore different interests and even different parts of your personality or different identities online, but it’s important to think about how your behavior might affect others. Is your exploring deceiving others? Are you lying about who you are in a way that might hurt yourself or other people? Remember that online behavior doesn’t always stay anonymous -- so check yourself! If someone finds out that you are the person behind a particular post or profile, are you prepared to take responsibility for everything you do and say?



Cyberbullying: Crossing the Line

*** DID YOU KNOW ...**

Eighty percent of the time, witnesses of cyberbullying are bystanders (people who see others being cyberbullied but do nothing), but when they do intervene, they stop the bullying more than half the time.

Unjumble to find the hidden words

1. tglaiid riotpnoft _____

2. raif ues _____

3. sahm-pu _____

4. rnhgsaais _____

5. heta phsece _____

6. mglafni _____

*** WHAT DO YOU THINK?**

What does it feel like when a teasing situation crosses the line from harmless to harmful?

*** DO YOU REMEMBER ...**

When inappropriate online behavior crosses the line to cyberbullying and what you can do about it?

1. Family Activity

Most kids say that they would report cyberbullying if they did not have to identify themselves. With a family member or friend, brainstorm anonymous ways for kids to report cyberbullying, both online and offline. Do you think your ideas would work? Why, or why not? If you come up with any great new ideas, consider implementing them in your home or asking a teacher whether he or she would consider them for your classroom!

2. Tech It Up!

Perform your search for the largest two states online and review the top five search results you find. Make a table with three columns: "seems trustworthy," "doesn't seem trustworthy," and "not sure." Before you click on any of the sites, put a check in the correct column. Then, follow the link and, with your family member or friend, use the information you find on the website to determine whether or not you were correct about its trustworthiness.

3. Common Sense Says ...

If someone starts trying to cause drama or cyberbully, ignore or block that person and log off the computer, or put your phone in another room for a while. Cyberbullies are often just looking for attention and a response, so don't make them feel that their efforts have worked!



Identifying High-Quality Sites

*** DID YOU KNOW ...**

The word “gullible” is used to describe people who believe everything they’re told. A popular joke about being gullible is to say to someone, “Hey, look! ‘Gullible’ is written on the ceiling.” If he or she looks up at the ceiling, it’s considered an example of being gullible!

Word Search

```

e e e a t r i o t n y
e a t p u b l i s h h
s i a a r i o m t n e
e m u a r r r r m r s
e a l s r i o i e u k
m g a a e w o w a f s
e e v a t i o t t v a
u r e s h r o t n o h
e y u r k p l a l r l
w r g n i m a l f n l
t a g w r e r t a s l
    
```

imagery trustworthy publish evaluate flaming rework

*** WHAT DO YOU THINK?**

Why should you be careful to evaluate websites before using their information in research projects?

*** DO YOU REMEMBER ...**
How you can know whether to trust the information you find on a website?

1. Family Activity

Which two U.S. states have the largest populations? Which two U.S. states are the best to live in? Imagine you wanted to find the answers to the two above questions and you needed to back up your response with evidence and citations. The first question has a factual answer. The second question will require you to make some decisions about what you think makes a place “the best” to live in. What kinds of sources do you think would be high-quality, valid sources to cite in crafting your response to each question? Are there any sources you would NOT trust? Ask a family member or friend to guess which states have the largest populations, and then see if you can find the answer together! Use what you know about identifying high-quality sources to decide which resources to trust. Next, decide which states you think would be best to live in and see if you can find at least three facts to support your decisions.

2. Tech It Up!

Perform your search for the largest two states online and review the top five search results that you find. Make a table with three columns: “seems trustworthy,” “doesn’t seem trustworthy,” and “not sure”. Before you click on any of sites, put a check in the correct column. Then, follow the link and, with your family member or friend, use the information you find on the website to determine whether or not you think you were correct about its trustworthiness.

3. Common Sense Says ...

Keep in mind the following criteria as you try to determine whether or not a site is trustworthy: - Is the site opinion or fact? - Does the site have a clearly identified author? - Are sources given for the statistics? - Can you tell the difference between ads and main content on the site? - Is the site a .edu, .gov, .net, or .org site?



Reality of Digital Drama



*** DID YOU KNOW ...**

People sometimes use the words “sex” and “gender” interchangeably, but they’re actually not the same thing! Sex refers to a biological feature you’re born with, whereas gender refers to your identity. “Male” and “female” are sex categories, whereas “masculine” and “feminine” are gender categories.

Match the words to their definition

invisible audience	a widespread belief about a group of people - often negative - that influences how members of that group are perceived and treated
stereotype	creative work that’s not copyrighted and therefore free for you to use however you want
public domain	a creative work that is a funny imitation of something and pokes fun at an original work
parody	anyone who can see information about you or posted by you online

*** WHAT DO YOU THINK?**

Do you think that teens’ perceptions of drama can be influenced by what we see on reality TV? Why, or why not?



*** DO YOU REMEMBER ...**

What gender stereotypes have to do with digital drama?

1. Family Activity

With a friend or family member, watch a “one-on-one” interview clip from a reality TV show. (In such clips, a reality TV show cast member is filmed privately, often reflecting upon an event that has already happened or gossiping about another cast member. If you don’t see one on TV, you can often find one online by searching for “one-on-one interview” plus the name of a reality show.) Try to imagine the kinds of questions a director, behind the scenes, might be asking the cast member to elicit these kinds of comments. What kind of tactics would a director use to get someone to gossip about another person? What kind of editing might have occurred to shape the story in this TV clip?

2. Tech It Up!

People not only leave traces behind in real life, they also create digital footprints every time they go online. If someone were to search for your digital footprint, what would he or she find? Now that you’ve practiced looking for good, neutral, and even bad traces offline, see if you can apply your skills to your digital life. Look at an online profile you have (or if you don’t have your own, see if a family member or friend will let you look together at his or hers). What are the most positive aspects you see in the digital footprint? What are the neutral aspects? Are there any aspects you think might be polluting your footprint and would be less positive if another person were looking at your digital footprint in the future?

3. Common Sense Says ...

If someone starts trying to cause drama or cyberbully, ignore or block that person and log off the computer, or put your phone in another room for a while. Cyberbullies are often just looking for attention and a response, so don’t make them feel that their efforts have worked!

Rework, Reuse, Remix


*** DID YOU KNOW ...**

Sometimes creators choose to adopt pseudonyms (fake names) when they sign their work. These also are called “pen names” or, in French, “noms de plume.”

Crossword Puzzle

Across:

- 3. to carefully examine something to figure out its value
- 4. accurate and dependable
- 5. to reform, reuse, or remix copyrighted work into something else
- 6. a verbal attack targeting someone because of their race, gender, religion, ability, or sexual orientation



Down:

- 1. all of the information online about a person either posted by that person or others, intentionally or unintentionally
- 2. a creative work that is a funny imitation of something and pokes fun at an original work

*** WHAT DO YOU THINK?**

Even if you create something that's fair use, why is it important to give credit to the work you used to make it?

1. Family Activity

*** DO YOU REMEMBER ...**
What rights you have as a creator?

Practice paraphrasing with a family member or friend. Take turns reading paragraphs of a book or a newspaper article to each other. After one person reads aloud, the other person should repeat back the main idea in his or her own words. To double-check that you aren't stealing the author's language, see whether you can avoid using three consecutive words from the original version.

2. Tech It Up!

Play MLA Master Blaster online to test out your citation skills! (<http://library.williams.edu/citing/game/>)

3. Common Sense Says ...

It might be tempting to copy and paste content you find online into a school assignment, but this is called plagiarism and it will get you in SERIOUS trouble at school. If you want to use something that you find online, no problem! You can either PARAPHRASE the idea (put it in your own words) or use quotations around the text you're taking. Either way, make sure to accompany the content with a citation that makes it clear where you found the information.



Trillion Dollar Footprint

*** DID YOU KNOW ...**

In a survey, about half (49 percent) of Americans age 10-18 said that they regretted something they'd posted online.

Unjumble to find the hidden words

1. pirststne _____
2. ilirnztoznaee _____
3. iievncgd _____
4. bieivsiln iecaunde _____
5. ladgtii optniftro _____
6. bhplus _____

*** WHAT DO YOU THINK?**

Can you tell what a person is really like offline based on what you find online?

1. Family Activity

Even when we don't leave actual footprints, people sometimes leave trails behind! Go for a walk outside your school or home (bring a friend or family member if someone is available to join you) and search for the traces recently left behind by other people, such as a hopscotch board drawn on the ground or an empty can of soda left on the sidewalk. Try to find at least two examples that you think are good, two that are neutral (neither good nor bad), and two that you think might be bad. Record your examples by writing them down, drawing what you see, or taking pictures.

*** DO YOU REMEMBER ...**

What a digital footprint is and what types of information make up your digital footprint?

2. Tech It Up!

People don't only leave traces behind in real life, they also create digital footprints every time they go online. If someone were to search for your digital footprint online, what would he or she find? Now that you've practiced looking for good, neutral, and even bad traces outside, see if you can apply your skills to your digital life. Look at an online profile that you have (or if you don't have your own, see if a family member or friend will let you look together at his or hers). What are the most positive aspects that you see in your digital footprint? What are the neutral aspects? Are there any that you think might be polluting your footprint and might be less positive if another person was looking at your digital footprint in the future?

3. Common Sense Says ...

You can have a great time online learning from and sharing with others, but: Think before you post, because many things you do online will add to your digital footprint. Remember to review your privacy settings. Perform a search on yourself every so often to see what your digital footprint looks like.



Copyrights and Wrongs



*** DID YOU KNOW ...**

Two-thirds of teens have made their own creations online, such as artwork, photos, stories, or videos.

Match the words to their definition

digital citizenship	a law that protects a creator's ownership of and control over the work he or she creates, requiring other people to get the creator's permission before they copy, share, or perform that work
commercial purposes	a kind of copyright that makes it easy for people to copy, share, and build on someone's creative work - as long as they give the creator credit for it
copyright	navigating the digital world, safely, responsibly and ethically
Creative Commons	a use in connection with a business, usually for profit

*** WHAT DO YOU THINK?**

Do you think it's important to give credit and get permission, if needed, when you use someone else's creative work? Why, or why not?

*** DO YOU REMEMBER ...**
What you need to do if you want to use someone else's creative work?

1. Family Activity

Aiya was really into movies, and so were her friends. The only problem was that Aiya's parents were pretty strict about which movies she was allowed to see, and they rarely gave her money or permission to go see anything in the movie theater. Aiya hated being the only one who didn't get her friends' references to the latest movies. Thankfully, one of Aiya's friends could almost always get Aiya copies of DVDs of movies before they were officially released. Aiya knew the movies were probably stolen or copied illegally, but she figured she wasn't really hurting anyone, and how else would she see the movies? She decided she wouldn't ask too many questions about where the movies came from.

2. Think Out Loud!

- ~ What is your immediate reaction to this situation? What seems realistic or unrealistic?
- ~ What do you think about Aiya's rationale that watching pirated copies of movies doesn't hurt anyone? Do you think anyone might actually be harmed by this practice?
- ~ What advice would you give to Aiya?
- ~ Have you ever been tempted to buy a copy or reproduction of something? What did you do at the time, and what would you do if confronted with the situation today?
- ~ Could watching the movies be considered stealing? Why, or why not?

3. Common Sense Says ...

Peer-to-peer (PTP) sharing can be tempting, but it raises legal risks and can make your devices vulnerable to viruses, identity theft, and spyware. PTP sites also might negatively affect the content creators who may not get credit or payment for their work. Make sure to use legitimate online stores and apps to download music and movies; some streaming sites also will let you watch or listen for free -- legally.



*** DID YOU KNOW ...**

Teens aren't the only ones who love their cellphones: Ninety-one percent of all adults have their mobile phones within arm's reach every hour of every day.

Unjumble to find the hidden words

1. airf seu _____
2. rcghitpyo _____
3. ed-eaascelt _____
4. dliaigt ecnizti _____
5. mlsie _____
6. iadlgit eaimd _____

*** WHAT DO YOU THINK?**

What are some of the benefits of digital media for our country as a whole? What are some of the problems it might cause?

*** DO YOU REMEMBER ...**

What digital media are and what role they play in our lives?

1. Family Activity

Carrie was sitting at her family's dining room table studying for a history midterm she had coming up. She promised herself two days ago that she was going to study for a couple hours each night until the exam, which was now the next day. Carrie really needed to do well on the test: At her school, the rule was that students could only compete in sports events if their grades were high enough. Carrie was supposed to play in tennis regionals at the end of the month, but she needed to boost her history grade by eight points. The last couple of days were not very productive, so Carrie was really feeling the crunch. She tried to focus, but the material was just so boring. Before long, Carrie found herself scrolling through her newsfeed instead of her World War I study guide. Then, her phone buzzed next to her, and she noticed she had 22 text messages in her group text. This was not going well. Carrie flipped her phone onto silent, turned it upside down, and decided to see if she could find any interesting history videos about World War I on YouTube. An hour later, Carrie had gotten totally pulled into a series of epic rap battles of history but had made no progress on her studies.

2. Think Out Loud!

- What is your immediate reaction to this situation? What seems realistic or unrealistic?
- Do you ever find yourself distracted when you're trying to do homework or study? What distracts you the most?
- What advice would you give to Carrie about how to minimize distractions and focus?
- Carrie turns her phone upside down to try to minimize the distraction. Is this a useful strategy? Why might it help (or not help)?
- Where do you think kids should learn about good study habits and managing digital distractions? From parents? From older siblings or friends? At school?

3. Common Sense Says ...

If your phone is right next to your bed, it's often tempting to quickly check for new messages or even just check the time. In fact, you might do it out of habit, without even noticing. But the glow of your screen can make you feel more awake when you're really trying to fall asleep. Consider charging your phone across the room so it isn't within arm's length of your pillow. (If you use your phone as an alarm, an added bonus is you'll have to get yourself out of bed to turn it off!)

Feeling On Display

*** DID YOU KNOW ...**

Approximately half of the gamer population is female!

Unjumble to find the hidden words

1. euolbd naaddsrt _____

2. lbucip oimdan _____

3. dtnsyreba _____

4. miega _____

5. iligtad amdei _____

6. tegrat _____

*** WHAT DO YOU THINK?**

Do we have different expectations for how girls and guys should look or act online? If so, where do we learn these attitudes? If not, why not?



1. Family Activity

Josh clicked open his Instagram app and saw the latest version of his grade's new favorite game. Someone would post pictures of four girls on Instagram, and others would vote for the most attractive by "liking" her picture. The girl whose picture received the fewest number of likes would be eliminated, and pictures of the other three girls were reposted for another round of voting. The sharing and voting process would continue until there was a winner. Josh said that one of the "worst" parts of the game was that the girls who lost might actually initiate another round of the game with a fresh set of girls, in the hopes of winning a separate version. Still, he didn't want to get involved. He knew that games such as Hot or Not were popular in other schools, so he figured this was just his grade's version.

*** DO YOU REMEMBER ...**
 What a double standard is and how it relates to differences in how boys and girls are judged when they post photos online?

2. Think Out Loud!

- What is your immediate reaction to this situation? What seems realistic or unrealistic?
- How do the people whom you follow use Instagram?
- Have you ever heard of anything like this happening on social media?
- Do you think there's a difference between the kinds of pictures girls share of themselves and the kinds of pictures boys share? What about differences in the ways boys and girls are judged online?
- What would you have done if you were in this situation? What advice would you give Josh?

3. Common Sense Says ...

Keep in mind that gender and sex are not the same thing. Gender has to do with social identities and roles, how culture defines "masculine" and "feminine." Sex, on the other hand, is a matter of anatomy and biology. Just because someone's sex is male doesn't mean you can draw any conclusions about that person's gender identity. Remember when you think about gender stereotypes and their influence to consider individuals with different sexes and gender identities.

Oops! I Broadcast it on the Internet

* DID YOU KNOW ...

Whoops -- should have thought twice BEFORE posting! More than half of teens who use social media say they have deleted or edited something they posted in the past.

Word Search

```

e n i a m o d f t o e
m t e a a q u o n c n
e s c a l a t e n o o
e e i r a r n e i f n
e e u c i r u i n f a
a c s m a q a o c e s
e e a a e e i o i n e
m g m s r r i t l d s
e e n t r e o t b e l
f o e c a i i e u r c
c e d n e i m t p n l
    
```

image offender escalate consequence public domain

* WHAT DO YOU THINK?

What are some examples of people sharing in a rewarding way?

* DO YOU REMEMBER ...

What the consequences are of over-sharing online and how you can minimize over-sharing?

1. Family Activity

Jason's mom had recently gotten into social media, which was fine with him -- except for one thing. His mom kept posting pictures that Jason didn't even realize she was taking. There were photos of Jason and his siblings hanging out on the couch, asleep in the backseat of the car, scoring points at sporting events ... basically, everything. The pictures weren't exactly embarrassing and definitely wouldn't get him in trouble, but he just didn't want them as part of his digital footprint. Jason's mom promised not to tag him in the pictures and said they were really just for her friends to see, but he still thought he should have a right to decide which pictures of him were posted online.

2. Think Out Loud!

- What is your immediate reaction to this situation? What seems realistic or unrealistic?
- Does Jason's mom have a right to post pictures of her kids on her personal social media page? At what age do you think kids should be able to have a say over what pictures parents post online?
- What could Jason say to his mom to try to explain his perspective? What policy do you think they could both agree to follow to help them avoid getting frustrated with each other in the future?
- Have you ever been in a situation where someone shared something about you that you didn't want online? How did you handle it?
- How do you try to make sure others are comfortable with information you share about them online? Is there anything you could do better to respect others' privacy?

3. Common Sense Says ...

Once you put something online, you can never fully take it back. Even if you delete a post, it may have been copied and pasted by another person or stored on a server. So the expression "better safe than sorry" is absolutely true when it comes to digital life. Rather than posting something impulsively and regretting it later, wait until your emotions are calm, and don't hesitate to get a second opinion from a trusted adult or mentor if you think something might be in the gray area. Think BEFORE you post -- every single time.



Turn Down the Dial on Cyberbullying and Online Cruelty



* DID YOU KNOW ...

More than half of teens think that cyberbullying is a **SERIOUS** problem. Most teens also think that cyberbullying is easier to get away with than in-person bullying.


Crossword Puzzle

Across:

- 2. to increase or make more intense
- 4. a figure of speech in which a comparison is made to show a similarity between two different things. It resembles a metaphor, but the word 'like' or 'as' is used to make the comparison
- 6. navigating the digital world, safely, responsibly and ethically

Down:

- 1. a person who is the object of an intentional action
- 3. a law that protects a creator's ownership of and control over the work he or she creates, requiring other people to get the creator's permission before they copy, share, or perform that work
- 5. the ability to use a small amount of someone's creative work without permission, but only in certain ways



* WHAT DO YOU THINK?

Why is it important to be an upstander rather than a bystander?

1. Family Activity

Camille was home sick from school watching a movie when she looked down at her phone and saw her screen filled with text messages written in capital letters and punctuated with exclamation points: "I hate you!!! How could you?!" Camille panicked: She had no idea why she was receiving the flood of vicious text messages. She frantically texted two of her friends, but both were in class, and her calls went to voicemail. A few hours later, Camille pieced together what had happened. Someone had hacked onto her best friend's Facebook page, acting as her, and sent perverted messages to her best friend's boyfriend. Her best friend was furious and convinced it was Camille, since Camille was the only person who had her password. Camille hadn't been at school to defend herself, so their other friends had already heard about the incident and were mad at Camille too.

*** DO YOU REMEMBER ...**
What factors intensify cyberbullying and online cruelty and what you can do to lessen them?

2. Think Out Loud!

- What is your immediate reaction to this situation? What seems realistic or unrealistic?
- Would you consider Camille's experience a case of "cyberbullying"? Why, or why not?
- How do you think Camille felt when she saw her phone? What might she have been thinking?
- What can Camille do to explain to her friends that it wasn't her?
- Why might Camille have had her best friend's password in the first place?

3. Common Sense Says ...

One of the easiest ways to keep yourself safe online and protect yourself against bullying? Make sure not to share your passwords with anyone, even if you totally trust him or her (the person might unintentionally do something that puts you or your information at risk).* Create a password that is unique but also memorable -- and change your password regularly. (*Parents are an exception to this rule.)



Building Community Online

*** DID YOU KNOW ...**

“MOOC” stands for “massive open online course.” A MOOC is a class that can be accessed online by an unlimited number of interested students. A “BOOC” is a “big open online course,” which has a set number of maximum students (often around 50).

Match the words to their definition

online ethics	a set of principles and morals governing people’s behavior as it relates to the Internet and digital devices
self-disclosure	sending or receiving sexually explicit photos or videos by text message or other digital technologies
sexting	a commonly used term for someone who uses the Internet to develop inappropriate relationships with kids or teens
online predator	sharing private, sensitive, or confidential information about oneself with others

*** WHAT DO YOU THINK?**

What are some of the similarities and differences between building a community online and offline?

1. Family Activity

Gemma’s aunt requested to be her friend on Facebook. Gemma didn’t really have anything to hide, so she decided to accept the friend request. A few days later Gemma got a notification that her aunt had posted on her wall. When she read the post, she immediately realized that her aunt did not understand the difference between posting on someone’s wall and sending a private message. She cringed as she read the message: “Hi Gemma! Your mom told me that you and your friend are in a fight because you both like the same boy. This has happened to me before too and I know the feeling. Hang in there ... I love you!”

*** DO YOU REMEMBER ...**

How websites can foster community online?

2. Think Out Loud!

- What is your immediate reaction to this situation? What seems realistic or unrealistic?
- What would you do if you were Gemma?
- What are the benefits of kids being friends with adults on social media? What are some of the drawbacks?
- How do you decide if you’re going to accept a follow or friend request from an adult in your life?

3. Common Sense Says ...

You are a member of the broader Internet community; don’t only use your apps to meet your own needs! Like a good citizen of any place, your community will thrive if you help by filling it with meaningful dialogue and positivity. “Liking” and “commenting” can go a long way in creating a positive community online. So remember that you can give kudos and support through positive feedback. This feedback can really mean a lot to the poster and can help create a positive community for everyone who sees it.



My Online Code

*** DID YOU KNOW ...**

Eighty percent of teens age 15-18 believe their friends share too much online.

Unjumble to find the hidden words

1. naumsyono _____

2. yotrptese _____

3. nultiadaemp _____

4. nreeestpr _____

5. orsanpe _____

6. isceh _____

*** WHAT DO YOU THINK?**

What are some of your responsibilities to yourself, your friends and family, and your community when you're online? What happens when you don't fulfill your responsibilities as a digital citizen?

*** DO YOU REMEMBER ...**
What defines ethical vs. unethical behavior online?

1. Family Activity

Different challenges were circulating around Thom and Mia's school. Last month it had been a "cold water challenge": Pour freezing cold water on yourself and have someone film your reaction. The latest -- the "cinnamon challenge" -- involved people trying to eat a spoonful of cinnamon while filming themselves; the point was to see if it made you throw up. Mia thought the challenges were stupid, but Thom kept asking her to film him doing them. She didn't think it was a good idea, but she didn't really know what to say to try to convince Thom. "It's funny!" he kept telling her. Plus, an older kid on his basketball team had tagged him in his challenge video, meaning that Thom had already been unofficially challenged to go next.

2. Think Out Loud!

- What is your immediate reaction to this situation? What seems realistic or unrealistic?
- What might be the benefit to Thom of participating in the challenge?
- What might be the drawbacks of participating in the challenge?
- What do you think of Mia's concern about taping Thom? What would you do if you were in Mia's position?
- Have you ever seen any challenges going around on social media? Can you think of an example of challenge that was safe and fun, versus one that was risky?

3. Common Sense Says ...

Remember that everything said through technology is PERSISTENT, which means that it doesn't go away. Every single quick text or instant message you send has the potential to be found by someone else or to resurface days, months, or years into the future. Even if you delete it from your device, you can't be sure it's really gone. Think about whether there are certain comments you never want to make, conversations you never want to have, or certain kinds of pictures you never want to share publicly. Use these decisions to inform your personal online code.



Overexposed: Sexting and Relationships



* DID YOU KNOW ...

If you start to think that EVERYONE around you is sexting, take a reality check! Approximately 15 percent of teens say they have received "sexts" -- sexually suggestive or partially naked pictures -- of someone they know. That means that most teens have never actually received a sext from a peer.

Unjumble to find the hidden words

1. osailc ademi _____

2. tarvaa _____

3. gilaidt ehnpsticzii _____

4. tingxse _____

5. iyrks _____

6. nitpacercoc _____

* WHAT DO YOU THINK?

Is it ever OK to sext? Is it OK to pressure others to sext?

*** DO YOU REMEMBER ...**
Why self-disclosing using digital technologies can be even riskier than face-to-face communication?

1. Family Activity

Devon opened his cell phone and saw a picture of a girl without a shirt on. He couldn't see her face but saw the text message sent with the picture:

"Fwd if you think Rachil is a slut!" Rachil was in Devon's Spanish class, and he immediately cringed, imagining how ugly this was going to be for Rachil at school tomorrow. Rachil had sent the picture to her ex-boyfriend because he promised they would get back together if she proved she trusted him. She sent it to him, and they got back together, but a few days later they got into another fight and broke up. The boyfriend forwarded the picture to his friends. Then the picture spread like wildfire.

2. Think Out Loud!

- ~ What is your immediate reaction to this situation? What seems realistic or unrealistic?
- ~ What parts of the story seem most realistic to you?
- ~ Why do you think Rachil decided to send the picture? What could she have done differently if she really wanted to get back together with her boyfriend?
- ~ What is a misconception you think adults have about sexting?
- ~ What would you have done in this situation if you didn't know Rachil? If you were Rachil's friend? If you were Rachil herself?

3. Common Sense Says ...

Once you send a sext, it is totally and completely out of your control. The person you're sending it to may promise never to show someone else, but he or she may have trouble keeping this promise for any number of reasons. What if the phone is lost or stolen? What if he or she saves a version somewhere that you don't know about? What if you get in a fight and your relationship changes? What if a friend or parent sees the message on either of your phones? Once your photo is out there, you can never take it back -- and it could pop back up anywhere at any time. The only way to be sure that no one else will see a sext is not to send one in the first place.



Risky Online Relationships

*** DID YOU KNOW ...**

“Catphishing” is when someone pretends, online, to be someone whom he or she is not, often for the purpose of trying to get someone’s romantic attention, friendship, or financial support.

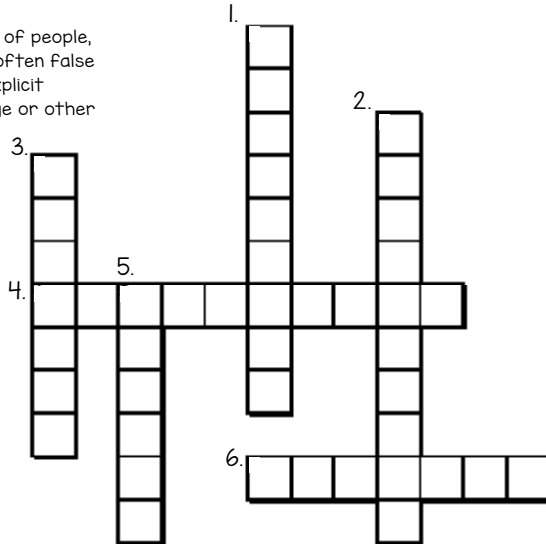
Crossword Puzzle

Across:

- 4. a popular belief about a group of people, based on assumptions that are often false
- 6. sending or receiving sexually explicit photos or videos by text message or other digital technologies

Down:

- 1. without a name or other information that identifies who you are inhibited: careful or restrained about your actions or impulses
- 2. trying to influence somebody to do something they might not otherwise do, for one’s own benefit
- 3. an image and personality that you show to others
- 5. a set of principles and morals governing people’s behavior, including honesty and respect toward others



*** WHAT DO YOU THINK?**

Why is the term “online predator” misleading? What is the reality when it comes to risky online relationships?

1. Family Activity

Tadashi really liked his new boyfriend, Max, and he couldn’t stop thinking about him. He loved that he could stay in touch with him all the time by texting. Max was crazy about Tadashi, too, and he really liked getting his text messages. The only problem was the quantity: Tadashi was sending Max messages nonstop. If Max didn’t respond right away, Tadashi would keep texting him to make sure everything was OK. First, he would send a row of question marks, then “hello??” and then, “are you mad at me?” Max tried to tell Tadashi that the texting was too much, but Tadashi got defensive and said that if Max felt that way maybe they should just stop texting altogether. Max didn’t know what to do -- he liked Tadashi, but even other people in his life were starting to comment on how much Tadashi texted him.

*** DO YOU REMEMBER ...**
How you can tell when an online relationship is risky?

2. Think Out Loud!

- ~ What is your immediate reaction to this situation? What seems realistic or unrealistic?
- ~ What advice would you give Max in this situation?
- ~ What would you do if someone was texting you too much? Have you ever been in a situation like this before?
- ~ Have you ever gotten the sense that someone else felt like you were texting them too much? How did you manage that situation?

3. Common Sense Says ...

If you’re communicating with someone you meet online, ask yourself the following questions: Has this person asked to keep anything about our relationship a secret? Has this person hinted at or asked about anything sexual? Have I felt pressured or manipulated by this person? Do I not feel true to myself -- am I not sticking to my values -- when I communicate with this person? If you answered “yes” to any of these questions, log off or quit the conversation and talk to a trusted adult or mentor to let him or her know about the situation.



Who Are You Online?



*** DID YOU KNOW ...**

Half of kids age 11-18 say they sometimes feel like a different person online than off.

Word Search

```

r r e r i o f n e r t
e f e r i o n s s r n
e s o r e n f n s i e
e e a s r o f n s s s
a s a r t t t e o k e
n t k r n e n p c y r
r s a o y s r s l e p
r e a i o t s s l i e
e p e r s o n a t c r
n e a i a t r a c e e
e t a c o r p i c e r
    
```

represent persona foster reciprocate risky

*** WHAT DO YOU THINK?**

What are the benefits and problems with being anonymous or less inhibited online?

1. Family Activity

Dylan wasn't sure what to do. He and his friend Brett had always played the same position, and his coach usually alternated between playing them. But lately, Dylan had been getting way more playing time. Dylan knew Brett was annoyed, but it wasn't his fault he was getting played more -- and Brett hadn't actually said anything to Dylan. Then, right after a game in which Dylan missed a pass, he saw that Brett tweeted, "The fact that ppl can't tell the difference between ppl who can play and ppl who can't even catch the ball." Dylan knew the tweet was about him, but of course there was no way to prove it, since Brett hadn't actually put his name or handle in the tweet. To make matters worse, five other people from their team had already favorited Brett's tweet. He wondered, did everyone else feel this way too? Should he respond with a similarly vague tweet or just let it go?

*** DO YOU REMEMBER ...**

What responsibilities you have to yourself and others to "stay real" online, even when you exaggerate or act differently?

2. Think Out Loud!

- What seems realistic (or unrealistic) about this story? Do you ever hear about this kind of thing happening?
- If you were Dylan, what would you do when you saw the tweet?
- Why would the other kids on the team favorite the tweet?
- Why do you think Brett decided to send that tweet instead of simply saying something to Brett?

3. Common Sense Says ...

Websites that are supposedly anonymous don't always stay anonymous. Comments can often be tracked back to an IP address or other identifying information. Don't assume that you can hide behind anonymity to say something cruel or hurtful about another person without being held accountable ... anonymity online isn't guaranteed.



Becoming a Web Celeb

*** DID YOU KNOW ...**

A video of a dancing baby (aka “baby cha-cha”) was one of the earliest Internet memes!

Unjumble to find the hidden words

1. rttage _____

2. paiistnrion _____

3. acetddian _____

4. tnrteine emem _____

5. naonyosmu _____

6. arivl _____

*** WHAT DO YOU THINK?**

How might negative online comments affect people who read them? Do you think they can reinforce certain gender roles?

*** DO YOU REMEMBER ...**

What it means to become an Internet celebrity and what the benefits and drawbacks are to becoming famous online?

1. Family Activity

When a fight broke out during lunch period, North grabbed his phone and started recording. Darrell, usually a quiet student who kept to himself, jumped in to try to break up the fight and took an epic fall when he was shoved by one of the fighters.

Darrell was fine, other than a few scratches and a bruised ego from the embarrassment of the wipeout. Later that day, North sent the video to a few friends, and one of them posted it online. Almost instantly, Darrell became the hottest trending topic in his town. Some people commented, praising Darrell for being a bystander quick to try to help, despite the fact that the students fighting were twice his size; there was even talk about nominating him for a citizenship award! Others mocked his fall and started using the hashtag #WhenDarrellFell (one tweet read: “His first time away from math club was #WhenDarrellFell”).

2. Think Out Loud!

- What is your immediate reaction to this situation? What seems realistic or unrealistic?
- What do you think about North’s decision to record the fight? Why was it a good idea or a bad idea?
- How do you think Darrell felt about his instant fame?
- Should anyone have checked with Darrell before sharing the video? If so, whom?
- Would you want to become a Web celeb if you could? Why, or why not?
- Are there any Web celebs whom you look up to?

3. Common Sense Says ...

Negative comments posted online affect everyone who reads them. If you think a comment is harassing or cyberbullying, use the “flag as inappropriate” or reporting features of the platform to help get the comment removed or identified as potentially harmful.



*** DID YOU KNOW ...**

More than 30 percent of college admissions officers surveyed in 2013 said they had searched applicants' social media accounts.

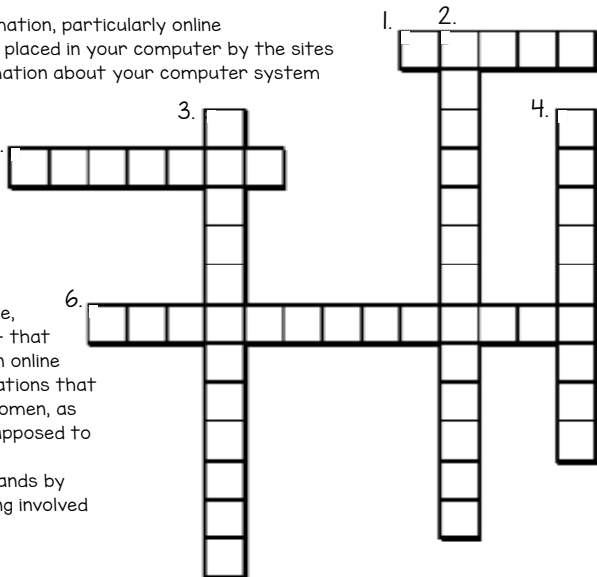
Crossword Puzzle

Across:

- 1. the rapid spread of information, particularly online
- 5. small computer text files placed in your computer by the sites you visit that collect information about your computer system and the webpages you view
- 6. to use someone else's creative work to make something new, often without their permission

Down:

- 2. an idea - whether a phrase, expression, image, or video - that gains widespread recognition online
- 3. a set of rules and expectations that govern how both men and women, as well as boys and girls, are supposed to look and act
- 4. a person who passively stands by and observes without getting involved



*** WHAT DO YOU THINK?**

What types of online information would help present the most positive image of you?

1. Family Activity

When Vin Snapchatted his friend an embarrassing picture of himself, he hadn't expected that his friend would take a screenshot of the picture and upload it to Facebook. He didn't want to seem uptight, but he was pretty embarrassed that the picture was posted for all to see. He texted his friend, "Not cool, man. Take it down." His screen lit up: "hahahah." Vin texted back, "Nah, I'm not playing, take it off." His friend wrote back, "Whoa, chill out, I'm just playing," but he didn't take the picture down. Vin was about to go through recruiting for college sports teams, and though he knew the picture wouldn't get him in trouble, it wasn't exactly the image he wanted recruiters to see.

*** DO YOU REMEMBER ...**
How information you post on the Internet can affect your future opportunities?

2. Think Out Loud!

- What is your immediate reaction to this situation? What seems realistic or unrealistic?
- How do you decide which pictures are OK to share on social media and which should stay offline?
- What kinds of pictures do kids screenshot?
- Are there any pictures you wouldn't mind sharing now but you wouldn't want attached to your name later in life?
- Is it reasonable for Vin to be concerned about the recruiters? What kinds of content do you think the recruiters would or would not want to see if they searched for Vin online?
- What would you do if you were in this situation and your friend refused to take down the picture?

3. Common Sense Says ...

Your digital footprint sticks with you! Don't post any pictures you wouldn't want your grandma seeing. And, if your photo features friends, it's ESPECIALLY important not to post anything that could potentially harm their digital footprints or their chances of getting a job or opportunity in the future. It's helpful to do a check every once in a while. Go through your photographs pretending that your grandmother or a college admissions counselor is sitting next to you. Is there any content that seems like it could be a problem? Untag and delete!



Rights, Remixes, and Respect

*** DID YOU KNOW ...**

Vincent van Gogh, one of the most famous artists of all time, was never famous during his lifetime! In fact, van Gogh only sold a few (maybe even only one or two) of his approximately 900 paintings while he was alive!

Unjumble to find the hidden words

1. tnioiaporpapr _____

2. vseetierpcp _____

3. tsraniniop _____

4. prtyghioc _____

5. ixmer _____

6. asmepl _____

*** WHAT DO YOU THINK?**

What might artists gain from having their work appropriated by someone else? What might they lose?

*** DO YOU REMEMBER ...**
What you should consider when you use other people's creative work?

1. Family Activity

A girl in Deseree's class, Steffie, had a bunch of older friends who often sent Steffie their old notes and papers. One day, Deseree overheard Steffie begging one of the girls to email her an essay that was due later the week. "OK," the girl said, "but you can only use it for inspiration. Don't copy my actual writing!" "I promise!" Steffie replied. As soon as the older girl walked away, Steffie turned to Deseree and laughed, saying, "That is officially the easiest essay I've ever written. Guess I won't have to break open the book after all." Deseree had no idea whether Steffie was going to literally copy and paste from the essay or somehow disguise her cheating, but she had a real feeling that Steffie wasn't going to complete the assignment in the way their teacher imagined.

2. Think Out Loud!

- What is your immediate reaction to this situation? What seems realistic or unrealistic?
- What would you do if you were in Deseree's position? Would you tell anyone? If so, whom?
- Do you think the older girl was wrong to send Steffie her paper? Why, or why not?
- Does whether or not Steffie gets caught make a difference in terms of whether or not she actually did something wrong?
- Are there any ways that technology makes it easier to steal other peoples' work? Are there any ways that technology makes it more difficult to steal other peoples' work?

3. Common Sense Says ...

Copying and pasting material into your schoolwork without citing it is plagiarism and can get you in serious trouble. Make sure to CITE any information you're borrowing from another source. If you're not sure how to cite properly, ask a teacher or an older student for help. It's also important to add citations right away as you're working. Otherwise, you might forget where something came from or accidentally leave out the citation and unintentionally plagiarize.

Taking Perspectives on Cyberbullying



* DID YOU KNOW ...

Today we use the word "bully" to describe someone who is harassing another person. But in the 1500s, the word was originally used to mean "sweetheart." Talk about a change!

Word Search

```

o e a r i n x i m e r
p p s r o o t n i l
t y i y i i p t n o i
i o a r e t o v o p l
o e a r i a o t n s c
n c o p y r i g h t p
s e a o i i t n y s o
e m n s e p i m i s c
y e t m o s e i y t p
h e e r i n r i n l s
e m a p r i v a c y c
    
```

inspiration copyright remix privacy options meme

* WHAT DO YOU THINK?

What should you think about before you post anything about another person online, in an instant message, in a text, or in any other kind of digital message?

* DO YOU REMEMBER ...

How online cruelty affects the people involved and how upstanders can help those who face online cruelty?

1. Family Activity

Mackayla looked away from her computer screen in disbelief. One of her friends had just sent Mackayla the link to a vicious fake page ... of Mackayla's younger sister, Remy. Someone -- she had no idea who was behind it -- had used Remy's picture and name to make a fake account. They filled out all the "About me" sections making fun of Remy's interests, hobbies, and even style and appearance. All the tagged pictures were Photoshopped, with Remy's head on embarrassing bodies. One pictured showed Remy's face on the body of a very overweight older man, and another had Remy's head on the body of a nearly naked bikini model. Even worse, it looked like the fake page had "friended" more than half of Remy's grade. Mackayla remembered that Remy had mentioned having some issues at school and had even come home crying a couple times, but she hadn't realized it had gotten this bad. Mackayla didn't know whether Remy had seen the page yet, but she was devastated and knew that Remy would be too.

2. Think Out Loud!

- ~ What is your immediate reaction to this situation? What seems realistic or unrealistic?
- ~ When do you think it's good (or bad) for schools to get involved with what happens on social media?
- ~ Do you know of any cases of schools punishing students for something they did or said online or over text message? What do you think about how the situation was handled?
- ~ When is it reasonable for kids to assume that what they say online is private?

3. Common Sense Says ...

Cyberbullies are often simply looking for attention and a response, so don't let them feel that their efforts have worked. If you're being cyberbullied, don't respond to or engage with the person sending cruel messages.



What's the Big Deal about Internet Privacy?

*** DID YOU KNOW ...**

If a combination lock has three columns of numbers each with the digits 0-9, there are 1,000 possible combinations!

Match the words to their definition

fair use	a set of rules and expectations that govern how both men and women, as well as boys and girls, are supposed to look and act
cookies	a person or company other than you and the owner of the website you visit
third party	the ability to use a small amount of copyrighted work without permission, but only in certain ways
gender roles	small computer text files placed in your computer by the sites you visit that collect information about your computer system and the webpages you view

*** WHAT DO YOU THINK?**

Why do website owners want information about their visitors?

*** DO YOU REMEMBER ...**

How websites collect your personal information and what you can do about it?

1. Family Activity

At lunch, Emani's friend told him that a junior was suspended because of a joking tweet asking why someone couldn't just make a bomb threat so school could be cancelled for the day. He had tagged the school using a hashtag, and the vice principal saw the tweet. Later that week, he heard another rumor that a girl was called to the guidance counselor's office because she'd posted some song lyrics as her Facebook status and someone thought she was depressed.

2. Think Out Loud!

- What is your immediate reaction to this situation? What seems realistic or unrealistic?
- When do you think it's good (or bad) for schools to get involved with what happens on social media?
- Do you know of any cases of schools punishing students for something they did or said online or over text message? What do you think about how the situation was handled?
- When is it reasonable for kids to assume that what they say online is private?

3. Common Sense Says ...

Social login is a way to sign on to websites that uses existing login information from a social-networking service such as Facebook, Twitter, or Google+ to sign on to another (third-party) website. If you use social login, make sure you understand what you're giving the site access to. By using social login, you might be giving that site the right to post on your newsfeed, to access or contact friends on your friends list, or to collect information such as your email address. Check out the privacy policy and terms and conditions to make sure you know what information you're authorizing the site to access and use.



Breaking Down Hate Speech

* DID YOU KNOW ...

Eighty-eight percent of social media-using teens have witnessed other people being mean or cruel on social-networking sites. You can help change the trend: Be an upstander against meanness and cruelty when you see it online.

Match the words to their definition

demographic	intentionally hurtful and harmful, designed to insult or degrade
track	knowledge collected from many people towards a common goal
collective intelligence	when companies collect information about you based on your online behavior
derogatory	common categories of the population, such as age, gender, and race

* WHAT DO YOU THINK?

How would you describe the impact of hate speech on individuals? On targeted groups? On communities?



1. Family Activity

Sara lived in a community where there had recently been a number of robberies. A store owned by the father of a boy in her class was one of the shops targeted; several windows were broken and a number of items stolen during the night. Sara wasn't sure why, but José's father -- the store owner -- told the police he suspected that the teens who had broken in were Muslim. Sara could understand why José and his family were upset about the robbery, but she was shocked to see José making derogatory comments about Muslims on his Twitter page. "Muslims are terrorizing our town!" he tweeted, along with, "I wish they would go home." Sara was confused and upset. As a Muslim who was born and raised in her town, this was her home. Plus, it wasn't even clear that it had been a Muslim who had vandalized the store -- and even if it was, all her family and friends were honest and peaceful. Sara had always liked José, but she was confused, hurt, and scared by the tweets. She decided to call in sick to school the next day.

* DO YOU REMEMBER ...

What hate speech is and how you can create a culture in which hate speech is unacceptable, both online and offline?

2. Think Out Loud!

- ~ What is your immediate reaction to this situation? What seems realistic or unrealistic?
- ~ Do you think José's tweets would be considered hate speech? Why, or why not?
- ~ Can you understand why Sara felt hurt and scared when she saw José's tweets?
- ~ Why do you think José posted the comments on Twitter? If you had the opportunity to respond to José in person, what would you tell him?
- ~ How is hate speech online similar to or different from hate speech offline?

3. Common Sense Says ...

Sometimes people repeat hurtful stereotypes because they're trying to be cruel -- or even trying to be cool -- but other times it's because they're ignorant. Don't be one of the ignorant ones: If you're making a comment about a group of people, check yourself! Is the comment a generalization about a race, religion, national origin, gender, or sexual orientation? Not all stereotypes are bad, but if you think it might hurt, embarrass, or offend someone, you could be getting dangerously close to spreading hate speech.

Collective Intelligence

* DID YOU KNOW ...

Wikipedia is one of the most famous examples of collective intelligence at work. It would take you over 16 years and nine months of reading 24 hours a day to read every Wikipedia article written in English!

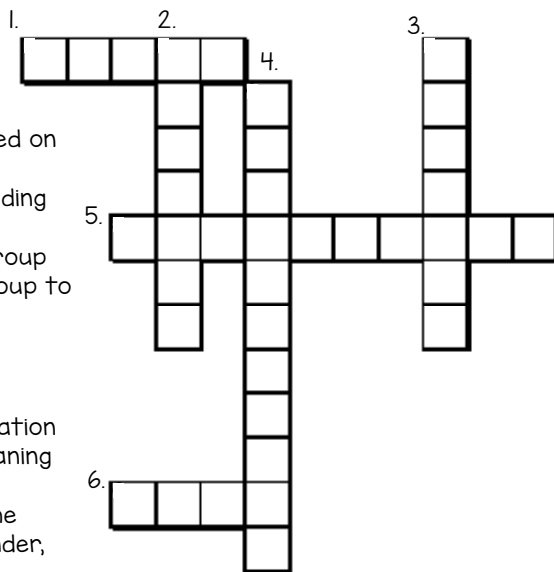
Crossword Puzzle

Across:

- 1. when companies collect information about you based on your online behavior
- 5. to improve a photo by adding or changing small details
- 6. a website created by a group that allows all users in a group to add or edit content

Down:

- 2. different factors that surround a piece of information that help determine its meaning
- 3. to continue and endure
- 4. common categories of the population, such as age, gender, and race



* WHAT DO YOU THINK?

What future projects might you do in or outside of school that could benefit from pooling the knowledge and expertise of many people? Why?

1. Family Activity

For Jamal's year-end project, his teacher assigned the class to build a website about a topic they covered during the school year. She gave the class two options: Either work alone on the website or work as a group to turn in one project as a team, so everyone on the team receives the same grade. The only catch was that students didn't get to pick their own teams. Jamal had to tell his teacher whether or not he wanted to be on part of a "collective intelligence effort" (a team), and then she would assign the teams. Jamal was a pretty hard worker and did well in the class, though there were definitely plenty of kids who got better grades. He was confident he could do an OK job on his own, but he figured he might end up with a better grade if he worked with others. At the same time, he was worried that there were a few slackers in his class and he could get stuck without any of the smarter kids and wind up doing the whole project, only to have others get a good grade he earned for them! Jamal couldn't decide whether he should work alone or opt for the team option.

* DO YOU REMEMBER ...

What collective intelligence is and what some of the benefits and drawbacks are of people working together to create information online?

2. Think Out Loud!

- What is your immediate reaction to this situation? What seems realistic or unrealistic?
- What are some of the pros of Jamal working with a team on the website project? What are some of the cons?
- If Jamal does decide to work with a team, is there anything he can suggest or do to help make sure the project goes well?
- What kinds of projects do you think benefit most from having a team and collective intelligence?
- What would you advise Jamal?

3. Common Sense Says ...

What's the verdict on Wikipedia? A study in the journal Nature showed that Wikipedia was about as reliable as the Encyclopedia Britannica. At the same time, ANYONE can edit Wikipedia, so the information you see may not be written by an expert. Common Sense says that Wikipedia is a great tool, so long as you don't rely on it too heavily: It should be used only as a starting point for your research!



Does it Matter Who Has Your Data?

* DID YOU KNOW ...

Cookies (the nonedible kind!) are data files that are stored on your computer when you visit certain sites. They are often used by companies to identify repeat customers and to personalize visitors' experiences. Cookies can be really helpful. For example, it's because of cookies that you don't always have to retype your passwords on different websites. But cookies also help websites keep track of where you've been and what you've clicked on, which can allow advertisers to target you more directly (ever notice that you see an ad on Facebook for something you considered buying on a different site a few days earlier?).

Word Search

```

e r e y a a n o o e
i k i w e s s o o p
p r t r r r r s t y
t e y i t r i y t t
e e r y e r x n t o
t e t s a e i e t e
t w i a i s i r n r
e e a r s s i g n e
e p e c s r t y n t
w c o n t e x t n s
    
```

persist context stereotype synergy wiki

* WHAT DO YOU THINK?

What information about your demographic group and online behavior might websites collect about you?

1. Family Activity

* DO YOU REMEMBER ...

What the upsides and downsides are of companies collecting your data online?

Everett really wanted to try a new app -- one that supposedly matched you up with cute girls in your neighborhood -- but there was one major problem. Actually, there were two problems. The first was that his mom had said, "Absolutely not," when he asked her if he could download it. The second was that the app required users to confirm that they were over the age of 18 ... and Everett had just turned 17 last week. He tried to let it go, but soon all his friends were using it and he decided he would just download it to check it out. The app seemed pretty cool, but soon he was getting tons of ads and spam in his regular browser -- ads clearly meant for adults. Everett wasn't totally sure how the app influenced what he was seeing on other sites, couldn't figure out how to stop it, and didn't know whether or not he should 'fess up to his mom.

2. Think Out Loud!

- ~ What is your immediate reaction to this situation?
- ~ What do you think about Everett lying about his age on the platform? What are some of the risks?
- ~ Why do you think the app required users to be over the age of 18?
- ~ Do you think Everett downloading the app could have anything to do with the ads he's seeing on his main Internet browser? Why, or why not?
- ~ What would you advise Everett? Should he tell his mom? Delete the app? Get advice from a friend?

3. Common Sense Says ...

Don't be fooled into thinking that the ads you see online are random! Advertisements on your Facebook page, for example, are displayed based on demographic information about you and your previous searches. So, if you search for a pair of Nikes, you might start seeing Nike ads on your Facebook page. Stay alert and remember that advertisers are clever about trying to reach you and make you want to buy their products. Tracking, cookies, and targeting all facilitate strategic efforts to reach potential customers.



Private Today, Public Tomorrow

*** DID YOU KNOW ...**

The first text message was sent on December 3, 1992. It said "Merry Christmas."

Unjumble to find the hidden words

1. oeinaturtp _____

2. chmrioapedg _____

3. onnervcoyst _____

4. sstripet _____

5. agt _____

6. tgetar _____

*** WHAT DO YOU THINK?**

How can people's reputations be affected by what's posted about them online? What impact could this have on their futures?

1. Family Activity

Nik and his girlfriend Blair were hanging out at his house. Blair got up to go to the bathroom and left her phone on the couch. While she was gone, Nik noticed her phone light up and saw the name Matthew out of the corner of his eye. He was torn about whether or not to look but decided he would just take a quick look at the texts he could see on the main screen. Then he couldn't resist: He knew Blair's phone password, so he typed it and opened the conversation. Before he knew it, he was scrolling through Blair's conversations. He saw that she had been texting Matthew a lot. Nik was furious, but he couldn't decide whether or not to confront Blair and admit he had looked at her text messages. Finally, he decided he was too angry to ignore it. Blair could not believe that Nik had looked through her messages -- she thought he trusted her and she felt like this was a complete invasion of her privacy.

*** DO YOU REMEMBER ...**

How you can take responsibility for protecting the privacy and reputations of others?

2. Think Out Loud!

- ~ What is your immediate reaction to this situation? What seems realistic or unrealistic?
- ~ Can you understand Nik's decision to read Blair's text messages?
- ~ Has there ever been a situation where you wanted to read someone's messages?
- ~ What do you think about Blair's reaction? Did she have a right to be angry?
- ~ Are there any situations where it's OK to read another person's private messages or emails?
- ~ Have you ever heard of something like this happening to someone you know? Has it ever happened to you?

3. Common Sense Says ...

Captions can make a big difference in shaping how others view or interpret a picture. Don't forget to think carefully about how your comments or caption might influence the way a photo is interpreted. For example, a photo of a girl laughing and holding a plastic cup that's captioned "Always smiling!" is interpreted quite differently from the same photo accompanied by the caption "Always drunk!" Make sure to remember that captions play a role in digital footprint too.



Retouching Reality

*** DID YOU KNOW ...**

“Earlybird” is one of the most popular Instagram filters.

Unjumble to find the hidden words

1. aeht seehpc _____

2. gedotayrro _____

3. nuicheorgt _____

4. tialidg tpooh _____

5. evdicee _____

6. streynrcvoo _____

*** WHAT DO YOU THINK?**

What role does the Internet play in allowing us to share, inspire, and critique images that have been edited?

1. Family Activity

Tali knew exactly what time of day and which day of the week she should upload a picture to maximize the number of likes she received (Sunday night, it turned out, was golden). She had mastered the most flattering pose and knew the best filters to perfect her look. In reality, she put a lot of thought into each picture she uploaded, even though she had it down to such a science that it seemed effortless at this point. If she didn't get at least 11 likes within the first hour of uploading a picture, she would almost always delete it. At lunch, Tali's friend told her about a new app that let you edit your pictures to look skinnier. The app could make you look like you were five, 10, or 20 pounds skinnier with a quick tap. Her friend was planning on using it, but Tali told her that was weird. "You edit your pictures all the time!" her friend responded.

*** DO YOU REMEMBER ...**

What it means for a photo to be digitally manipulated and how the purpose and context of photo editing affect how we feel about it?

2. Think Out Loud!

- What is your immediate reaction to this situation? What seems realistic or unrealistic?
- What do you think of Tali's approach to uploading pictures, with her knowing just how to pose and when to post the picture and even taking the picture down if it doesn't get enough likes? Do you know any people who act like Tali when it comes to photo sharing?
- What do you think about the idea of an app to make you look skinnier? How is this similar to or different from using other types of editing tools (such as filters)?
- Do you think using a skinny editing app would be more likely to help or hurt the user?

3. Common Sense Says ...

Retouching isn't the only way that distorted images can give you a distorted sense of reality: On social media, people often carefully pick which photos to share, add a filter to make them look even better, and then share them as if they were casually taken. Don't forget that someone's social media feed shows you only a very thin slice of his or her life -- and no matter how effortless it looks, plenty of thought and effort went into making sure to project a certain image. Just think: The last time you felt unattractive or unhappy, did you post a picture of yourself? Probably not. But that doesn't mean you're happy ever minute of your life either.

